



Exhibit C

 <p>U.S. ENVIRONMENTAL PROTECTION AGENCY Office of Pesticide Programs Registration Division (7505P) 1200 Pennsylvania Ave., N.W. Washington, D.C. 20460</p> <p>NOTICE OF PESTICIDE: <u> X </u> Registration <u> </u> Reregistration (under FIFRA, as amended)</p>	<p>EPA Reg. Number: 100-1623</p>	<p>Date of Issuance: 10/27/20</p>
<p>Term of Issuance: Unconditional</p>		
<p>Name of Pesticide Product: A21472 Plus VaporGrip Technology</p>		
<p>Name and Address of Registrant (include ZIP Code): Syngenta Crop Protection, LLC P.O. Box 18300 Greensboro, NC 27419</p>		
<p>Note: Changes in labeling differing in substance from that accepted in connection with this registration must be submitted to and accepted by the Registration Division prior to use of the label in commerce. In any correspondence on this product always refer to the above EPA registration number.</p>		
<p>On the basis of information furnished by the registrant, the above named pesticide is hereby registered under the Federal Insecticide, Fungicide and Rodenticide Act.</p> <p>Registration is in no way to be construed as an endorsement or recommendation of this product by the Agency. In order to protect health and the environment, the Administrator, on his motion, may at any time suspend or cancel the registration of a pesticide in accordance with the Act. The acceptance of any name in connection with the registration of a product under this Act is not to be construed as giving the registrant a right to exclusive use of the name or to its use if it has been covered by others.</p> <p>If the terms outlined below are not complied with, the registration will be subject to cancellation in accordance with FIFRA section 6. Your release for shipment of the product constitutes acceptance of these conditions. A stamped copy of the label is enclosed for your records.</p> <p>Please also note that the record for this product currently contains the following CSFs:</p> <ul style="list-style-type: none"> • Basic CSF dated 2/27/2020 • Alternate CSF 1 dated 2/27/2020 		
<p>Signature of Approving Official:  Daniel Kenny, Chief Herbicide Branch, Registration Division (7505P)</p>	<p>Date: 10/27/20</p>	

Page 2 of 21
EPA Reg. No. 100-1623
Decision No. 565305

Should you wish to add/retain a reference to the company's website on your label, then please be aware that the website becomes labeling under the Federal Insecticide Fungicide and Rodenticide Act and is subject to review by the Agency. If the website is false or misleading, the product would be misbranded and unlawful to sell or distribute under FIFRA section 12(a)(1)(E). 40 CFR 156.10(a)(5) list examples of statements EPA may consider false or misleading. In addition, regardless of whether a website is referenced on your product's label, claims made on the website may not substantially differ from those claims approved through the registration process. Therefore, should the Agency find or if it is brought to our attention that a website contains false or misleading statements or claims substantially differing from the EPA approved registration, the website will be referred to the EPA's Office of Enforcement and Compliance.

This product is unconditionally registered in accordance with FIFRA section 3(c)(5) provided that you comply with the terms listed below. This registration will automatically expire on December 20, 2025.

General Terms

1. Submit and/or cite all data required for registration review of your product when the Agency requires all registrants of similar products to submit such data.
2. Submit one copy of the revised final printed label for the record before you release the product for shipment.

Labeling/Relabeling

The previously approved labeling of A21472 Plus VaporGrip Technology [herein referred to by the alternate brand name: Tavium[®] Plus VaporGrip[®] Technology] contains an expiration date of December 20, 2020 and cannot be used beyond that date. New labeling is required on the product beyond this date. Beginning December 21, 2020, before using any product with expired labeling, users must first access a website maintained by Syngenta Crop Protection, LLC, to review directions for use and obtain a copy of the current final printed label, and must have that label in their possession at the time of use.

1. Final Printed Label. You must submit one copy of the final printed labeling that is consistent with the new accepted label to EPA before any existing product already in the channels of trade is relabeled with that label, or before you release any new product for shipment featuring that label. Any changes to the final printed labeling must be submitted to EPA before being used in future production.
2. Posting Updated Information for Users. From December 21, 2020 through December 20, 2025, you must maintain a website and publish the following material and statements in a clear and easily accessible manner:
 - a. A copy of the most current final printed label approved by EPA per paragraph 1;
 - b. "Tavium Plus VaporGrip Technology is a Restricted Use Pesticide.";
 - c. "The label affixed to the container in your possession may contain incomplete or outdated directions for use. Use of this product is prohibited unless the user has received and is in possession of the labeling linked on this website featuring an expiration date of December 20, 2025 at the time of use.";
 - d. "Users must comply in all respects with labeling featuring an expiration date of December 20, 2025, regardless of any contrary language on the label physically affixed to any

Page 3 of 21
EPA Reg. No. 100-1623
Decision No. 565305

- individual container.”; and
- e. “If you have any questions about the use of this product, please contact 1-866-Syngenta(a) (866-796-4368).”

When relabeling as set forth below, either the sticker described below or the new label (approved on October 27, 2020) must be affixed to *each individual container* of Tavium Plus VaporGrip Technology (EPA Reg. No. 100-1623) that is intended for end use, sale or distribution.

3. Relabeling Product Already in Trade. All product currently in the channels of trade, in retail inventories, in the distribution chain (packaged and released for shipment), and product that was manufactured before December 20, 2020 must be relabeled with a sticker on the container with an approved label (dated October 27, 2020) accompanying the container, or the approved label (per paragraph number 1 above) on the container. If stickering is used then a sufficient number of copies of the current labeling (approved October 27, 2020) listing an expiration date of December 20, 2025 will be placed in the carton to accompany the number of individual containers in the carton. Syngenta Crop Protection agrees to the following:
 - a. All relabeling will be conducted in an EPA-registered establishment, and production must be reported per FIFRA Section 7.
 - b. The sticker will contain the following information:
 - i. “Restricted Use Pesticide”;
 - ii. “The label affixed to this container contains incomplete or outdated directions for use. Use of this product is prohibited unless the user has received and is in possession of the current labeling listing an expiration date of December 20, 2025 at the time of use.”; and
 - iii. “User must comply in all respects with new label(ing) listing an expiration date of December 20, 2025, regardless of any contrary language on existing label physically affixed to any individual container.”
 - c. Copies of the approved labels must be provided to distributors and must accompany each stickered container at all times.
 - d. Communicate efficiently with EPA and Syngenta Crop Protection’s entire distribution chain. Specifically:
 - i. By December 31, 2020, Syngenta Crop Protection must submit to EPA a list of known distributors and retailers that may have received product with previously-accepted labels. (Such list shall be treated by EPA as confidential business information if submitted under a claim of Confidential Business Information).
 - ii. By December 31, 2020, Syngenta Crop Protection must inform all distributors and retailers on that list of the need, as it is represented in this letter, to relabel, of the legal liability that would result from their sale or distribution of product with previously-accepted labels after December 20, 2020, and that relabeling are production activities under FIFRA and no retailer or distributor may begin any production activities until their establishment is registered with EPA.
 - iii. For those distributors and retailers that are able to relabel in an EPA-registered establishment, Syngenta Crop Protection must instruct them how to affix the Sticker or the new printed label to each product container, and must supply the new approved labels (dated October 27, 2020) and stickers in order for them to do so.
 - iv. For those distributors and retailers that are interested in registering an establishment for pesticide production, Syngenta Crop Protection must refer them to procedures on how to register with EPA as a registered establishment and remind them of FIFRA’s

Page 4 of 21
EPA Reg. No. 100-1623
Decision No. 565305

- production reporting requirements.
- e. For those distributors and retailers who do not intend to relabel themselves, Syngenta Crop Protection must inform them who to contact so that Syngenta Crop Protection can immediately reclaim the inventory. If Syngenta Crop Protection performs the relabeling, it must be done at an EPA-registered establishment, and all production must be reported per FIFRA section 7.
 - f. Syngenta Crop Protection must provide EPA a copy of each communication required above within 30 days of each communication.
4. New Production. Syngenta Crop Protection is responsible for ensuring all product produced, packaged, and released for shipment beginning December 21, 2020 and thereafter bears the new final printed labeling submitted to EPA per paragraph number 1 above. Syngenta Crop Protection must ensure all production activities take place in an EPA-registered establishment and that all production is reported pursuant to FIFRA section 7.

You are advised that if you wish to add/retain a reference to the company's website on your label, then the website becomes "labeling" under FIFRA. If the website content is false or misleading, all products referencing the website would be misbranded and it would be unlawful to sell or distribute them under FIFRA section 12(a)(1)(E). In addition, regardless of whether a website is referenced on your product's label, claims made on the website may not substantially differ from those claims approved through the registration process. Should the Agency find, or if it is brought to our attention, that a website contains false or misleading statements or claims substantially differing from the EPA-accepted registration, the matter will be referred to the EPA's Office of Enforcement and Compliance.

Herbicide Resistance Management Plan

5. You must maintain, update and follow an Herbicide Resistance Management Plan (HRM) as described in Appendix D regarding field detection and remediation, education, evaluation, reporting, and best management practices (BMPs).

Tank Mixing, Spray Drift, and Volatility-Reduction Adjuvant Requirements

6. You must maintain a website at www.TaviumTankMix.com. That website will include a list of products that have been tested pursuant to Appendix A and found, based upon such testing, not to adversely affect the spray drift properties of Tavium Plus VaporGrip Technology. The website will identify a testing protocol, consistent with Appendix A, that is appropriate for determining whether the tested product will adversely affect the drift properties of Tavium Plus VaporGrip Technology. The website must state that any person seeking to have a product added to the list of approved tank mix partners must perform a study either pursuant to the testing protocol identified on the website or another protocol that has been approved for the particular purpose by EPA, and must submit the test data and results, along with a certification that the studies were performed either pursuant to the testing protocols identified on the website or pursuant to another protocol(s) approved by EPA and that the results of the testing support adding the product to the list of products tested and found not to adversely affect the spray drift properties of Tavium Plus VaporGrip Technology, to Syngenta. Syngenta will determine whether the testing and results conform to the conditions prescribed in this protocol and, depending on the test conditions and results, will either post the product on the website at

Page 5 of 21
EPA Reg. No. 100-1623
Decision No. 565305

- www.TaviumTankMix.com or notify the third-party entity that the product did not meet the requirements for posting. Once notified by a third party, you will add appropriately certified products to the list no more than 90 days after you receive such notice. Testing of tank-mix products must be conducted in compliance with procedures as stated forth in Appendix A.
7. All test data relating to the impact of tank-mixing any product with Tavium Plus VaporGrip Technology on drift properties of Tavium Plus VaporGrip Technology generated by you or somebody working for you or submitted to Syngenta by a third party, along with a certification indicating whether the study was performed either pursuant to the testing protocols identified on the website or pursuant to other protocols approved by EPA and whether the results of the testing support adding the product to the list of products tested and found not to adversely affect the spray drift properties of Tavium Plus VaporGrip Technology, must be retained by Syngenta. Any and all such records must be submitted to the EPA's Office of Pesticide Programs upon request.
 8. The prohibition of using products in a tank-mix with Tavium Plus VaporGrip Technology unless the product used is contained on the list www.TaviumTankMix.com, and the identification of the website address, shall be included in educational and information materials developed for Syngenta, including the materials identified in Appendix D, Section B.
 9. Testing of any volatility-reduction agent must be conducted in compliance with procedures as set forth in Appendices A and E. Any potential volatility-reduction agent must demonstrate passing results for both wind tunnel testing set forth in Appendix A and humidome testing set forth in Appendix E.
 10. Syngenta must maintain a Volatility-Reduction Adjuvant tab (may also be called Volatility Reduction Agent, pH-Buffering Adjuvant, or pH-Buffering Agent) on the website at www.TaviumTankMix.com. The website must identify testing protocols, consistent with Appendices A and E. Products that have been tested pursuant to such testing protocols by Syngenta, and found, based upon testing, to meet the passing requirements according to Appendices A and E may be added to the list of approved volatility-reduction adjuvant products on the website tab described above. Syngenta must retain copies of all data and analysis from test performed by, or provided to, Syngenta based on the Appendices A and E protocols. Upon the Agency's request, copies of such test data and analysis must be submitted to EPA's Office of Pesticide Programs, along with certification indicating whether the study was performed either pursuant to the testing protocols identified on the website or pursuant to other protocols approved by EPA and whether the results of the testing support adding the product(s) to the list of products tested and found meet the passing requirements of the testing standards in Appendices A and E.
 11. If a third party requests the addition of a volatility-reduction adjuvant, at the discretion of Syngenta, the registrant will perform wind tunnel and humidome studies pursuant to the testing protocols in Appendix A and E or request the third-party to perform such studies. Should registrant decline to perform testing, the third-party entity or a testing facility on their behalf must perform a study pursuant to the testing protocol identified on the website and must submit to Syngenta the test data and results, along with certification that the studies were performed pursuant to the testing protocols identified on the website and that the results of the testing support adding the product to the list of approved volatility-reduction adjuvants for Tavium Plus VaporGrip Technology. Syngenta will determine whether the testing and results conform to the conditions prescribed in the protocols and, depending on the test conditions and results, will either post the product on the website at www.TaviumTankMix.com or notify the third-party entity that the product did not meet the requirements for posting. Once notified by a third party, you will add

Page 6 of 21
EPA Reg. No. 100-1623
Decision No. 565305

appropriately certified products to the list no more than 90 days after you receive such notice. Syngenta will retain records related to this third-party testing and will supply these records to EPA upon their request.

12. The requirement that an approved volatility-reduction adjuvant must always be tank-mixed with Tavium Plus VaporGrip Technology, and the identification of the website address for www.TaviumTankMix.com containing the list of approved volatility reduction adjuvants shall be included in educational and information materials developed by or for Syngenta, including materials identified in Appendix D, Section B.
13. So long as the Tavium Plus VaporGrip Technology registration continues to require use of a volatility-reduction adjuvant with every application, Syngenta will:
 - Take appropriate action(s) to ensure that a sufficient supply of a qualified volatility-reduction agent is in the channels of trade for all Tavium Plus VaporGrip Technology applications, as described below. To ensure the supply of qualified volatility-reduction agent is sufficient, Syngenta will for the 2021, 2022, 2023, 2024 and 2025 use seasons: (1) project and monitor distribution of Tavium Plus VaporGrip Technology, and (2) monitor available qualified volatility-reduction agents in relevant channels of trade; and for the 2021 use season (3) use reasonable efforts to make available additional supplies if needed to ensure sufficient quantities of a qualified volatility-reduction agent is available to allow lawful application of the full quantity of Tavium Plus VaporGrip Technology that is available in the channels of trade; and (4) use reasonable efforts, if needed, to maintain capacity to produce an additional qualified volatility-reduction agent (or to cause more of a qualified volatility-reduction agent to be produced) whenever any further need is anticipated for lawful applications with Tavium Plus VaporGrip Technology.
 - Make reasonable efforts with appropriate distribution networks (i) to make qualified volatility-reduction agents available to applicators in all locations where Tavium Plus VaporGrip Technology will be applied, before any applicator would apply Tavium; and (ii) to provide access to a qualified volatility-reduction agent either through the same retail outlets as Tavium Plus VaporGrip Technology, or, if necessary in particular locations, available from other readily accessible sources. Syngenta will provide a list of qualified volatility-reduction agents through posting information on www.TaviumTankMix.com.
 - Ensure that all training materials clearly require the mandatory use of a qualified volatility-reduction agent with every Tavium Plus VaporGrip Technology application. Work with State authorities to ensure that appropriate training occurs before any application of Tavium Plus VaporGrip Technology is made.
 - Syngenta will make records available to EPA on the qualification of volatility-reduction agents and Syngenta's compliance with the foregoing terms, upon EPA's request.

Enhanced Reporting

Syngenta must submit the information identified below to EPA's Office of Pesticide Programs under section 6(a)(2), or under 40 CFR 159.195, unless you have previously submitted that information to EPA's Office of Pesticide Programs. To the extent that this reporting requirement conflicts with or is more narrow than any reporting requirements of section 6(a)(2), 40 CFR part 159, or EPA's letter of March 27, 2020 pursuant to 40 CFR 159.195(c), the broader reporting requirement applies.

Page 7 of 21
EPA Reg. No. 100-1623
Decision No. 565305

14. Information received by telephone or in writing regarding potential damage to non-target vegetation from use of dicamba during the 2021-2025 growing seasons regardless of any determination that the incident resulted from misuse (intentional or accidental). Information must be forwarded to EPA regardless of which dicamba product may have been used and/or whether or not the alleged damage resulted from a product being used according to label directions. Data must be organized by product and state to the extent practicable, and must include all available information regarding acreage involved, plant species involved, severity of damage, date and location (coordinates) of incident, known dicamba applications in vicinity of incident, location of application (coordinates), distance from application to incident, temperature and humidity data at time of application, and similar information received. Incident data must be submitted in narrative form and in a spreadsheet format. This information must be submitted with cumulative totals and be submitted annually, by January 15 (beginning by January 15, 2022) and final report with all then available information due September 30, 2025.
15. Information received by telephone or in writing regarding reports of dicamba-resistant weeds, and cases of weed control failure and/or suspected resistance. All information must be forwarded to EPA regardless of which dicamba product may have been used and/or whether or not the alleged resistance occurred after an application made according to label directions. This information must be submitted annually by January 15 (beginning January 15, 2022) and final report with all then available information due September 30, 2025.
16. Any information received by Syngenta or finding in an analysis conducted by Syngenta that foods/commodities contain dicamba residues from Tavium plus VaporGrip Technology that are not covered by a tolerance or exceed established tolerance levels. This information must be submitted annually by January 15 (beginning January 15, 2022) and final report with all then available information due September 30, 2025.

Hooded Sprayer Qualification Requirement

17. Testing of hooded sprayers must be conducted in compliance with procedures as set forth in Appendix F.
18. If Tavium Plus VaporGrip Technology label provides for a reduced buffer when a qualified hooded sprayer is used, Syngenta must maintain a hooded sprayer tab on the website at www.TaviumTankMix.com identifying the qualified hooded sprayers. The website must identify a testing protocol, consistent with Appendix F, that is appropriate for determining whether spray drift of dicamba from the proposed hooded sprayer is equivalent to or less than (*i.e.*, not statistically greater than) that from the established baseline hooded sprayer in Appendix F. Hooded sprayers that have been tested pursuant to Appendix F by Syngenta and found, based upon such testing, to reduce the spray drift of dicamba to a level that is equivalent to or less than that from the established baseline hooded sprayer identified in Appendix F may be added to the list of qualified hooded sprayers on the website tab described above. Syngenta must retain copies of all data and analysis from tests performed by, or provided to, Syngenta based on the Appendix F protocol. Upon the Agency's request, copies of such test data and analysis must be submitted to EPA's Office of Pesticide Programs, along with certification indicating whether the study was performed pursuant to the testing protocols identified on the website and whether the results of the testing support adding the tested hooded sprayer to the list of products tested and found to result in spray drift of dicamba to a level that is equivalent to or less than that from the established baseline hooded sprayer identified in Appendix F.
19. Additionally, the website must state that any other person or entity seeking to have a hooded

Page 8 of 21
EPA Reg. No. 100-1623
Decision No. 565305

sprayer added to Syngenta's list of qualified hooded sprayers must contact Syngenta Crop Protection prior to any testing for this purpose. At the discretion of Syngenta, Syngenta will either perform a study pursuant to the testing protocol herein or request the third-party to perform such study. Should Syngenta decline to perform testing, the third-party entity or a testing facility on their behalf must perform a study pursuant to the testing protocol identified on the website and must submit to Syngenta the test data and results, along with certification that the studies were performed pursuant to the testing protocol identified on the website and that the results of the testing support adding the hooded sprayer to the list of qualified hooded sprayers for dicamba. Syngenta will certify that the testing and results conform to the conditions prescribed in this protocol and, pursuant to the test conditions and results, will either post the hooded sprayer on the website at www.TaviumTankMix.com or notify the third-party entity that the hooded sprayer did not meet the requirements for posting. Syngenta will retain records related to this third-party testing of hooded sprayers and will supply these records to EPA upon their request.

20. Dicamba application requirements when using qualified hooded sprayers, the listing of qualified hooded sprayers on the www.TaviumTankMix.com website, and the identification of the website address shall be included in educational and information materials developed by or for Syngenta, including the materials identified in Appendix D, Section B(1).

Page 9 of 21
EPA Reg. No. 100-1623
Decision No. 565305

Appendix A

Testing of Tank Mix Products for Spray Drift Properties

Products proposed for tank-mixing with Tavium plus VaporGrip Technology may be added to the list of products that will not adversely affect the spray drift properties of Tavium plus VaporGrip Technology contained on the web site if a study is performed under the testing conditions set forth below; the test information is reported as set forth below; and the results are interpreted as set forth below and the interpretation supports adding the tested product to the list of products that will not adversely affect the spray drift properties of Tavium plus VaporGrip Technology:

Testing Conditions

Spray chamber test using conditions described in ASTM E-2798-11; or Wind Tunnel test using conditions described in EPA Final Generic Verification Protocol for Testing Pesticide Application Spray Drift Reduction Technologies for Row and Field Crops (September 2013)

Testing Media: Tavium plus VaporGrip Technology + Tavium plus VaporGrip Technology Proposed Tank Mix Product

Test Nozzle: Tee Jet® TTI 11004 at 63 psi

Number of Replicates: 3 for each tested medium

Reporting

Validation information as summarized in Appendix B

Full droplet spectrum to be reported for each replicate of each tested medium

Perform AGDISP (8.26) modeling run for each replicate droplet spectrum for each tested medium (AGDISP input parameters described in Appendix C)

Establish 110 foot spray drift deposition estimates from AGDISP run on each replicate for each tested medium

Establish mean and standard deviation of 110 foot deposition for the 3 replicates of each tested medium

One-tail (upper bound) t-test ($p=0.1$) to determine if proposed tank-mix product is above Tavium Plus VaporGrip Technology 110 foot spray drift deposition.

Interpretation of Results

If mean 110 foot deposition for proposed tank-mix product is not statistically greater than mean 110 foot deposition for Tavium Plus VaporGrip Technology, proposed tank-mix product can be added to the list of products that will not adversely affect the spray drift properties of Tavium Plus VaporGrip Technology contained on the web site. If mean 110 foot deposition for proposed tank-mix product is statistically greater than mean 110 foot deposition for Tavium Plus VaporGrip Technology, proposed tank-mix product

Page 10 of 21
EPA Reg. No. 100-1623
Decision No. 565305

cannot be added to the list of products that will not adversely affect the spray drift properties of Tavium Plus VaporGrip Technology contained on the web site. Results from other testing protocols will be acceptable for adding products to the list of products that will not adversely affect the spray drift properties of Tavium Plus VaporGrip Technology provided that EPA has determined in writing that such other protocol is appropriate for such purpose.

Page 11 of 21
EPA Reg. No. 100-1623
Decision No. 565305

Appendix B

Validation Criteria

- a. Detailed information of instrument setting and measurements
 - The distance from the nozzle tips to the laser settings
 - Measurements of airspeed and flow rate of liquid
- b. Detailed information of test substances
 - Volume composition and density of Tavium Plus VaporGrip Technology formulation and tank mixes
- c. Summary of the entire spray output distribution for each nozzle/tank mixes with statistical analysis of replicates.
- d. Graphical outputs of Sympatec Helos laser diffraction particle size analyzer FOR individual spectrum
- e. Report of Dv0.1 (SD), Dv0.5 (SD), and DV0.9 (SD) as well as mean % fines of (< 141pmSD)

Page 12 of 21
 EPA Reg. No. 100-1623
 Decision No. 565305

Appendix C

AGDISP Input Parameters

Parameter	Value	Comments
Application Method Section		
Method	Ground	
Nozzle Type	Flat fan (Default)	The direct use of the DSD overrides the use of "nozzle type"
Boom Pressure	63 psi	If nozzles/tank mixes were tested at 63 psi. It has to be consistent with tank mix as well as Tavium plus VaporGrip Technology for both TeeJet® and AIXR nozzles
Release Height	3 ft	Default
Spray Lines	20	Default
Meteorology Section		
Wind Type	Single height	Default
Wind Speed	15 mph	Under bound from label
Wind Direction	-90 deg	Worst-case and default
Temperature	65 F	Default
Relative Humidity	50%	Default
Surface Section		
Angles	0	Default
Canopy	None	Default
Surface Roughness	0.12 ft	Mean of "crops" cover type
Application Technique Section		
Nozzles	54, even spacing	Standard boom setup
DSD	From wind tunnel results, imported in library	
Atmospheric stability	Strong	Default
Swath Section		
Swath width	90 ft	Standard boom
Swath displacement	0 ft	Worst-case
Spray Material Section		
Spray volume rate	15 gal/A	From label
Volatile/nonvolatile fraction	M 1768 at 1.72% v/v	To calculate volatile/nonvolatile fraction in the tank mix for the model input, provide detailed information of the tested formulations and tank mixes. See sample calculation, below ¹
¹ The tested mixture was 1.72% (v/v) Tavium. Tavium has a density of 10.2 lb/gal and contains 42.8% (w/v) dicamba DGA salt (2.9 lb acid equivalent/gal). For example, a 10-gallon batch would contain the following: Tavium 1.71% * 10 gal = 0.172 gal ; 0.172 gal * 10.2 lb/gal = 1.753 lb Water 10 gal (1280 fl oz) – 22 fl oz = 1258 fl oz = 82.0157 lb Total weight 1.753 lb + 82.016 lb = 83.769 lb Active ingredient fraction: 1.753 lb * 42.8% a.i. = 0.75 lb; 0.75 lb/83.769 lb = 0.00896 (dimensionless) Non-volatile fraction: 0.00896/0.428 = 0.021 (dimensionless)		

Page 13 of 21
EPA Reg. No. 100-1623
Decision No. 565305

Appendix D

HERBICIDE RESISTANCE MANAGEMENT PLAN

Syngenta must develop a herbicide resistance management plan that includes all of the following elements:

A. Field Detection and Remediation Components:

1. Update and implement an education program for growers, as set forth under the “Educational / Informational Component,” below, that identifies appropriate best management practices (BMPs), as set forth under the “Best Management Practices (BMPs) Component,” below, to delay, contain, and/or control weed resistance. This plan must convey to growers the importance of complying with BMPs and addressing resistance concerns.
2. If any grower or user informs you of a lack of herbicide efficacy, then you or your representative must (unless denied access by the grower) evaluate the field for “likely resistance” to Tavium Plus VaporGrip Technology for each specific species for which lack of herbicide efficacy is reported by applying the criteria set forth in Norsworthy, *et al.*, “Reducing the Risks of Herbicide Resistance: Best Management Practices and Recommendations,” *Weed Science* 2012 Special Issue: 31–62 (*hereinafter* “Norsworthy criteria”)¹ in each specific state. If denied access, Syngenta must document this denial of access.
3. If Syngenta receives information of confirmed resistance to dicamba in a specific state for a specific weed species, then Syngenta must immediately report such confirmation to EPA and applicable state pesticide authority and extension services (e.g., state in which resistance is found). After that time, Syngenta need no longer investigate new reports of lack of herbicide efficacy regarding that specific species in that specific state, but Syngenta must continue to comply with A.2. above in regard to any other weed species in any such state and develop, submit to EPA, and implement a strategy to address the ongoing resistance. In addition, for each grower or user in any jurisdiction who reports a lack of efficacy, Syngenta must continue to make available stewardship information about resistance management to the grower or user throughout their use of this product, regardless of whether resistance is confirmed.
4. Syngenta must keep records of all field evaluations and all grower or user reports of lack of efficacy or “likely resistance” for a period of 3 years and make such copies available to EPA upon request.
5. In any case described in A.2. above where one or more of the Norsworthy criteria are met for a weed species not already confirmed to be resistant to dicamba in that specific state, Syngenta must:
Provide the grower with specific information and recommendations to control and contain likely resistant weeds, including retreatment and/or other

¹ The Norsworthy “likely herbicide resistance” criteria are: (1) failure to control a weed species normally controlled by the herbicide at the dose applied, especially if control is achieved on adjacent weeds; or (2) a spreading patch of uncontrolled plants of a particular weed species; or (3) surviving plants mixed with controlled individuals of the same species. The identification of any of these criteria in the field indicates that “likely herbicide resistance” is present.

Page 14 of 21
EPA Reg. No. 100-1623
Decision No. 565305

non-chemical controls, as appropriate. If requested by grower, Syngenta or its agent must continue to provide information and recommendations in the implementation of weed control measures. At the time of the initial determination that one or more of the Norsworthy criteria are met, and prior to any application of alternative control practices, Syngenta must request that the grower provide Syngenta access to the relevant field(s) to collect sufficient specimens of the likely resistant weeds (potted specimens or seeds) to be able to effectively evaluate the suspected resistant weeds for resistance for further evaluation in the greenhouse or laboratory. Alternately, Syngenta may request that the grower or user provide such specimens, at Syngenta's expense. If access is granted, Syngenta must promptly collect samples of the suspected resistant weeds if available. If viable specimens have been collected, Syngenta must commence greenhouse or laboratory studies to confirm whether resistance is present as soon as practicable following sample collection.

B. Educational / Informational Component:

1. Syngenta must develop, annually update, provide to EPA and make available to state pesticide authority and extension service, and implement an education program for growers and users that includes the following elements:
 - a. The education program shall identify appropriate best management practices (BMPs), set forth under the "Best Management Practices (BMPs) Component," below, to delay, contain, and/or control weed resistance, and shall convey to growers the importance of complying with BMPs;
 - b. The education program shall include at least one written communication regarding herbicide resistance management each year, directed to users of Tavium Plus VaporGrip Technology for use over-the-top on dicamba tolerant soybean or cotton; and
 - c. Syngenta must transmit the BMPs to all users of Tavium Plus VaporGrip Technology. In addition to the other requirements of these Terms and Conditions, this transmittal must describe to growers and users the commitments as described in section A.5 about investigations of suspected dicamba-resistant weeds.
 - d. All Syngenta herbicide sales representatives must have immediate access to the education program for distribution to growers, users, extension agents, neighboring landowners, and any other interested stakeholder.
2. Syngenta must develop, annually update, provide to EPA, and implement an education program on label requirements for growers and users that includes the following elements:
 - a. The education program must include information about how to determine the appropriate buffers so that users have a better understanding what constitutes a buffer on his/her field(s), and recommendations for weed control practices in buffer zones. The education program must also include information on determination of sensitive areas and cutoff date restrictions.
 - b. Provide training on the use of broadcast hooded sprayers (e.g., what qualifies as hooded sprayer, appropriate uses, manufactures).

Page 15 of 21
EPA Reg. No. 100-1623
Decision No. 565305

- c. Training for sprayer cleanouts (before and after spraying as indicated on labels).
- d. Training for Bulletins Live 2!.
- e. Training on updated record keeping requirements.
- f. Training should be modified to clearly prohibit the use of the dicamba products not intended for use on DT crops formulation for all application timings.
- g. Training on the use of newly required pH buffering adjuvants (volatility-reduction adjuvants) and/or drift reduction adjuvants.
- h. Training on how users/growers can report incidents and control failures to EPA and states.
- i. Provide to EPA the original education program for dicamba users within three months of the issuance of this registration. Provide the educational materials to states that provide their own training. Provide any other stakeholder with educational materials upon request.

C. Evaluation Component:

1. Syngenta will annually conduct a survey directed to users of Tavium Plus VaporGrip Technology for use over-the-top of dicamba tolerant soybean or cotton. This survey must be based on a statistically representative sample. The sample size and geographical resolution should be adequate to allow analysis of responses within regions, between regions, and across the United States. Syngenta must submit the draft survey to EPA as well as the survey results. This survey shall evaluate, at a minimum, the following:
 - a. Growers' and users' adherence to the terms of the Tavium Plus VaporGrip Technology Use Directions and Label Restrictions, if Tavium Plus VaporGrip Technology is used, and
 - b. Whether growers have encountered any perceived issue with non-performance or lack of efficacy of Tavium Plus VaporGrip Technology and, if so, how growers have responded.
 - c. Whether growers have reported any issues with non-performance or lack of efficacy of Tavium Plus VaporGrip Technology and how the company representatives have responded.
 - d. A question asking about awareness of public records of resistance (e.g., any awareness of popular press or industry publications on dicamba resistance or suspected resistant biotypes).
 - e. A question directed to asking about awareness of personal/neighbor reports of resistance.
 - f. Application practices for dicamba product applied (rate, time, amount, etc.) to the fields planted with dicamba-resistant seed.
2. Utilize the results from the survey described in paragraph 1 of this section to annually review, and modify as appropriate for the upcoming growing season, the following elements of Syngenta's resistance management plan:
 - a. Efforts aimed at achieving adoption of BMP's;
 - b. Responses to incidents of likely resistance and confirmed resistance; and
 - c. The education program and effectiveness of information dissemination. At the initiative of either EPA or Syngenta, EPA and Syngenta shall consult about

possible modifications of the education program.

3. Syngenta must annually report to EPA any changes to its resistance management plan made in response to survey results as provided in section D.1.below.

D. Reporting Component:

1. Submit annual reports to EPA by January 15 (beginning January 15, 2022) and final report with all then available information due September 30, 2025. Such reports shall include:
 - a. Annual sales of Tavium Plus VaporGrip Technology by state which shall be treated by EPA as confidential business information;
 - b. The first annual report shall include the current education program and associated materials, and subsequent annual reports shall include updates of any aspect of the education program and associated materials that have materially changed since submission of the previous annual report, along with results of the survey as described in section C of this document;
 - c. Summary of your efforts aimed at achieving implementation of BMP's by all growers and users;
 - d. Summary of your determinations as to whether each reported lack of herbicide efficacy was "likely resistance," your follow-up actions taken, and, if available, the ultimate outcome (e.g., evaluation of success of additional weed control measures) regarding each case of "likely resistance." In the annual report, Syngenta must list the cases of likely resistance by county and state.
 - e. The results of the annual survey described in paragraph 1 under "Evaluation Component," above, including the extent to which growers are implementing herbicide resistance BMPs, and a summary of your annual review and possible modification – based on that survey – of the education program, , and response to reports of likely resistance, described in paragraph 2 under "Evaluation Component," above; and
 - f. Summary of the status of any laboratory and greenhouse testing conducted pursuant to section A.5 following up on incidents of likely resistance, performed in the previous year. Data pertaining to such testing must be included in the annual reports. Any confirmed resistance must be reported through appropriate, publicly available HRM channels, such as www.weedscience.org or www.hracglobal.com.
 - g. Report how many training sessions Syngenta conducted, identifying the dates, locations, and numbers of individuals trained per session. If Syngenta supported or partnered with other entities to provide training, report the names of the entities and the number of training sessions conducted by each, identifying the dates, locations, and numbers of individuals trained per session.

Following your submission of the annual report, you shall meet with the EPA at EPA's request in order to evaluate and consider the information contained in the report.

E. Best Management Practices (BMPs) Component:

1. Best management practices (BMPs) must be identified in your education program. Growers and users must be advised of BMP's in product literature, educational materials and training. Syngenta's transmittal of the BMPs must also describe to growers the commitments in this section of this document. Such BMPs must direct growers and users to scout fields before application to ensure proper weed identification and after application to confirm herbicide effectiveness, and that growers and users should report any incidence of lack of efficacy of this product against a particular weed species to Syngenta or a Syngenta representative.
2. The following are the additional elements and information that must be included in these BMPs:
 - a. Regarding crop selection and cultural practices:
 - i. Understand the biology of the weeds present.
 - ii. Use a diversified approach toward weed management focused on preventing weed seed production and reducing the number of weed seeds in the soil seed-bank.
 - iii. Emphasize cultural practices that suppress weeds by using crop competitiveness.
 - iv. Plant into weed free fields, keep fields as weed free as possible, and note areas where weeds were a problem in prior seasons.
 - v. Incorporate additional weed control practices whenever possible, such as mechanical cultivation, biological management practices, crop rotation, and weed-free crop seeds, aspart of an integrated weed control program.
 - vi. Do not allow weed escapes to produce seeds, roots or tubers.
 - vii. Manage weed seed at harvest and post-harvest to prevent a buildup of the weed seed-bank.
 - viii. Prevent field-to-field and within-field movement of weed seed or vegetative propagules.
 - ix. Thoroughly clean plant residues from equipment before leaving fields.
 - x. Prevent an influx of weeds into the field by managing field borders.
 - xi. Fields must be scouted before application to ensure that herbicides and application rates will be appropriate for the weed species and weed sizes present.
 - xii. Fields must be scouted after application to confirm herbicide effectiveness and to detect weed escapes.
 - xiii. If resistance is suspected, treat weed escapes with an alternate mode of action or use non-chemical methods to remove escapes.
 - b. Regarding herbicide selection:
 - i. Use a broad spectrum soil applied herbicide with a mechanism of action that differs from this product as a foundation in a weed control program.
 - ii. A broad spectrum weed control program should consider all of the weeds present in the field. Weeds should be identified through scouting and field history.

Page 18 of 21
EPA Reg. No. 100-1623
Decision No. 565305

- iii. Difficult to control weeds may require sequential applications of herbicides with alternative mechanisms of action.
- iv. Fields with difficult to control weeds should be rotated to crops that allow the use of herbicides with alternative mechanisms of action.
- v. Apply full rates of this herbicide for the most difficult to control weed in the field. Applications should be made when weeds are at the correct size to minimize weed escapes.
- vi. Use of herbicides with differing modes of action is recommended to manage resistance.
- vii. Report any incidence of lack of efficacy of this product against a particular weed species to Syngenta or a Syngenta representative.

Page 19 of 21
EPA Reg. No. 100-1623
Decision No. 565305

Appendix E

Testing of Tank Mix Volatility-Reduction Adjuvant (or Agent)/Buffering Adjuvant (or Agent)/pH Modifier Properties

Products proposed as volatility-reduction agent/buffering agent (pH modifier) may be added to the list of approved products on the www.TaviumTankMix.com website if found, based upon such testing, that the Test Mixture results in a humidome airborne dicamba concentration are comparable to or less than the established Testing Standard as defined below.

Testing Conditions

Humidome test using conditions based on ASTM STP1587*, such as those outlined below. Testing is not required to be performed to GLP standards, but are expected to be well documented and validated, with associated record retention for potential future reference.

Testing Standard: [Tavium Plus VaporGrip Technology] + Roundup PowerMAX + VaporGrip Xtra or Sentris (0.5 lb a.e./A + 1.125 lb a.e. glyphosate/A + XXX use rate)

Test Mixture: Tavium Plus VaporGrip Technology + Roundup PowerMAX + Buffering Agent (0.5 lb a.e. dicamba/A + 1.125 lb a.e. glyphosate/A + XXX use rate)

Water carrier rate: 15 GPA

Normal plastic humidome as specified in ASTM STP1587

Treated substrate: soil/soil blend as specified in ASTM STP1587 with 12-22% moisture

Temperature: $35 \pm 5^\circ \text{C}$

Relative humidity: $40 \pm 5\%$ RH Sample collection duration: 24 hours Air sampling rate: 1.5-3.0 L/m

Air sampling filter: any substrate validated to capture >95% of dicamba (e.g., fiberglass mesh + cotton pad, cellulose + PUF, MCE)

Replications: 3 minimum

Analysis: A one-tail (upper-bound) t-test ($\alpha = 0.10$) performed for all test mixtures relative to testing standard.

Passing result: If the Test Mixture mean was not statistically greater than that of the Testing Standard, then the [volatility reduction adjuvant/buffering adjuvant] in the Test Mixture demonstrated the ability to reduce volatility equivalent to or better than that of [VaporGrip Xtra/Sentris].

* Gavlick, W.K., D.R. Wright, A. MacInnes, J.W. Hemminghaus, J.K. Webb, V.I. Yermolenka, W. Su. 2016. A Method to Determine the Relative Volatility of Auxin Herbicide Formulations, Pesticide Formulation and Delivery Systems: 35th Volume, ASTM STP1587. pp. 24-32G. R. Goss, Ed. ASTM International, West Conshohocken, PA

Page 20 of 21
 EPA Reg. No. 100-1623
 Decision No. 565305

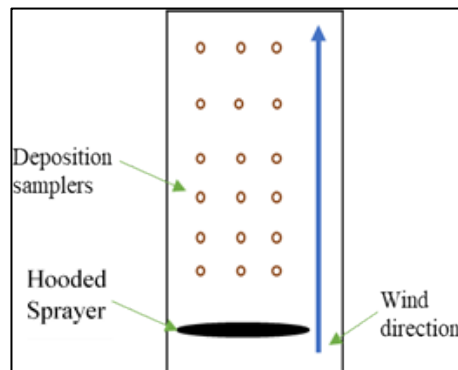
Appendix F

Protocol for Testing of Hooded Sprayers to Qualify for Reduced Downwind Spray Buffer Distances when Applying Tavium Plus VaporGrip Technology

Hooded sprayers, proposed for in-crop (over-the-top) dicamba applications may be added to the list of qualified hooded sprayers on www.TaviumTankMix.com website if found, based upon such testing, that it reduces the spray drift of dicamba to a level that is equivalent to or less than that from the established baseline hooded sprayer as defined below.

Testing Conditions

Testing is to be conducted in an Ambient Breeze Tunnel (ABT) controlled environment wind tunnel using the conditions outlined below, with guidance from US EPA (2016)¹. A section of a hooded sprayer must be placed in the tunnel with the boom length perpendicular to the wind direction. Absorbent pads must line the floor of the ABT to prevent droplet bounce. Dicamba deposition samples must be collected at pre-determined distances downwind from the sprayer. After a 2-minute clear-out period, samples must be retrieved from the farthest to the closest distances relative to the sprayer for subsequent



residue analysis to quantify dicamba deposition. Testing conditions are established herein with the express purpose of producing and comparing drift deposition curves between a baseline and a proposed hooded sprayer and are therefore not intended to be representative of field conditions.

Testing is not required to be performed to GLP standards but is expected to be well-documented and validated, with associated record retention for potential future reference. Results of testing must include a certification indicating whether the study was performed pursuant to this protocol and any deviations from it, and a conclusion stating whether the product tested meets the Passing Result criterion specified below.

Spray components: Clarity[®] + Induce
 (0.5 lb a.e./A + 0.25% v/v)

Baseline hooded sprayer: RedBall[®] 642E

Hooded sprayer tested: TBD

Boom Configuration: Contain a minimum of 4 nozzles with spacing according to manufacturer's use directions; fixed position; length perpendicular to wind direction; rear curtain of hood 3 inches above a simulated crop and, at the same boom height, above bare ground

¹ United States Environmental Protection Agency. 2016. Generic Verification Protocol for Testing Pesticide Application Spray Drift Reduction Technologies for Row and Field Crops

Page 21 of 21
EPA Reg. No. 100-1623
Decision No. 565305

Nozzle/pressure: TT 11003 at 50 psi

Spray rate: 15 GPA

Spray duration: 30 seconds

Wind speed: Minimum 10 mph

Temperature: 10-35°C

Humidity: 20-80%

Deposition samplers: Filter paper on blocks 3-in above
ground Number of samplers: Minimum 3 at each downwind
distance

Sampler distances: Minimum 6 downwind distances for analysis purposes; distances should follow a geometric distribution (*e.g.*, 2, 4, 8, 20, 30, 60, and 120 feet) and cover out to 120 feet but may vary based on study considerations.

Drift simulations: Minimum 3 per hooded sprayer

Analytical analysis: Conducted per latest version of analytical method ME-1871 or another validated method¹

Analysis: Appropriate non-linear and/or generalized linear models will be fit to the drift deposition measurements of each hooded sprayer evaluated. After an appropriate model is selected, deposition estimates will be made at 2, 4, 8, 20, 30, 60, and 120 feet for both the baseline and proposed hooded sprayer. The boom orientation (crop canopy or bare ground) that gives the highest overall deposition for the baseline sprayer will be used for analysis. Deposition for the baseline hooded sprayer must be determined for each day's test in the ABT.

Passing result: If a comparison of the deposition values for the proposed hooded sprayer to the baseline hooded sprayer at 20 feet, using a one-tailed t-test (assuming equal variances, upper bound, alpha=0.10), is not statistically different, then the proposed hooded sprayer functions equivalent to the baseline hooded sprayer.

¹ A study conducted with a validated analytical method other than ME-1871 must be accompanied with a report containing the environmental chemistry method, describing in full the analytical method that was used and validated, as well as an independent laboratory validation of the method.

[Master]

RESTRICTED USE PESTICIDE

To be used by certified applicators only; NOT to be used by non-certified persons working under the supervision of a certified applicator, except that non-certified persons may transport containers.

This EPA registration expires 12/20/2025. DO NOT use or distribute this product after 12/20/2025.

DICAMBA	GROUP	4	HERBICIDE
S-METOLACHLOR	GROUP	15	HERBICIDE

A21472 Plus VaporGrip® Technology must only be used for the uses specified on this label and only in the following states, subject to county restriction as noted: Alabama, Arizona, Arkansas, Colorado, Delaware, Florida (excluding Palm Beach County), Georgia, Illinois, Indiana, Iowa, Kansas, Kentucky, Louisiana, Maryland, Michigan, Minnesota, Mississippi, Missouri, Nebraska, New Jersey, New Mexico, New York (excluding Nassau and Suffolk Counties), North Carolina, North Dakota, Ohio, Oklahoma, Pennsylvania, South Carolina, South Dakota, Tennessee (excluding Wilson County), Texas (excluding use on cotton in Gaines County), Virginia, West Virginia, Wisconsin.

Sale, use and distribution of this product in Nassau and Suffolk Counties in the State of New York is prohibited.

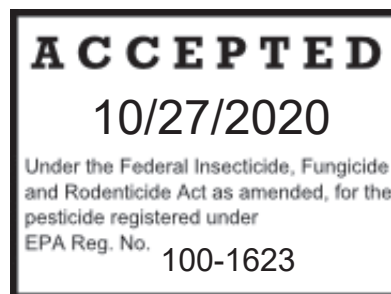
Primary Brand Name:

A21472 Plus VaporGrip® Technology

Alternate Brand Name:

Tavium® Plus VaporGrip® Technology

Herbicide



Foliar systemic broadleaf herbicide with residual grass and certain broadleaf weed control for dicamba-tolerant cotton and dicamba-tolerant soybeans

Active Ingredients:

Diglycolamine salt of dicamba* 17.7%

S-metolachlor** : 24.0%

Other Ingredients: 58.3%

Total: 100.0%

*CAS No. 104040-79-1

**CAS No. 87392-12-9

A21472 Plus VaporGrip Technology is a capsule suspension (CS) formulation containing 1.12 pounds of dicamba acid equivalent (ae) and 2.26 pounds of S-metolachlor per U.S. gallon.

KEEP OUT OF REACH OF CHILDREN

CAUTION

See additional precautionary statements and directions for use inside booklet.

EPA Reg. No. 100-1623

EPA Est.

Net Contents

TABLE OF CONTENTS

1.0 FIRST AID

2.0 PRECAUTIONARY STATEMENTS

2.1 Hazards to Humans and Domestic Animals

2.2 Personal Protective Equipment (PPE)

2.2.1 User Safety Requirements

2.2.2 Engineering Controls

2.2.3 User Safety Recommendations

2.3 Environmental Hazards

2.3.1 Groundwater Advisory

2.3.2 Surface Water Advisory

2.3.3 Mixing/Loading Instructions

2.3.4 Endangered Species Requirements

2.4 Physical or Chemical Hazards

DIRECTIONS FOR USE

3.0 PRODUCT INFORMATION

3.1 Weed Resistance Management Practices

3.1.1 Principles of Herbicide Resistant Weed Management

4.0 APPLICATION DIRECTIONS

4.1 Training

4.2 Record Keeping

4.3 Methods of Application

4.4 Application Equipment

4.5 Application Volume and Spray Coverage

4.6 Equipment Ground Speed

4.7 Optional Use of Drift Reduction Technology

4.7.1 Hooded/Shielded Broadcast Sprayer

4.7.2 Ground Application (Hooded In-Row and Directed Layby)

4.8 Tank Mix Partners and Compatibility Testing

4.8.1 Tank-Mix Restrictions

4.8.2 Tank-Mix Precautions

4.9 Sprayer Cleanout

5.0 REPLANT AND ROTATIONAL CROP

5.1 Rotational Crop Restrictions

6.0 RESTRICTIONS AND PRECAUTIONS

6.1 Use Restrictions

6.2 Use Precautions

6.3 Spray Drift Management

6.3.1 Importance of Droplet Size

6.3.2 Controlling Droplet Size

6.3.3 Application Height

6.3.4 Wind

6.3.5 Temperature and Humidity

6.3.6 Temperature Inversions

6.3.7 Spray Buffers

6.3.8 Sensitive Crops

7.0 WEEDS CONTROLLED BY A21472 PLUS VAPORGRIP TECHNOLOGY

7.1 Weeds Controlled by A21472 Plus VaporGrip Technology Applied Prior to Weed Emergence

7.2 Weeds Controlled by A21472 Plus VaporGrip Technology Applied Postemergence to Weeds

8.0 CROP USE DIRECTIONS

8.1 Dicamba-Tolerant Cotton

8.1.1 Preplant, At-Planting, Preemergence or Postemergence (In-Crop) Application

8.2 Dicamba-Tolerant Soybean

8.2.1 Preplant, At-Planting, Preemergence or Postemergence (In-Crop) Application

9.0 STORAGE AND DISPOSAL

10.0 CONDITIONS OF SALE AND LIMITATION OF WARRANTY AND LIABILITY

11.0 APPENDIX [Optional Text]

11.1 A21472 Plus VaporGrip Technology Use Summary Table [Optional Text]

1.0 FIRST AID

FIRST AID	
If swallowed	<ul style="list-style-type: none"> • Call a poison control center or doctor immediately for treatment advice. • Have person sip a glass of water if able to swallow. • DO NOT induce vomiting unless told to by a poison control center or doctor. • DO NOT give anything by mouth to an unconscious person.
If on skin or clothing	<ul style="list-style-type: none"> • Take off contaminated clothing. • Rinse skin immediately with plenty of water for 15-20 minutes. • Call a poison control center or doctor for treatment advice.
If in eyes	<ul style="list-style-type: none"> • Hold eye open and rinse slowly and gently with water for 15-20 minutes. Remove contact lenses, if present, after the first 5 minutes, then continue rinsing. • Call a poison control center or doctor for treatment advice.
Have the product container or label with you when calling a poison control center or doctor, or going for treatment.	
HOTLINE NUMBER For 24-Hour Medical Emergency Assistance (Human or Animal) Or Chemical Emergency Assistance (Spill, Leak, Fire or Accident) Call 1-800-888-8372	

2.0 PRECAUTIONARY STATEMENTS

2.1 Hazards to Humans and Domestic Animals

CAUTION

Harmful if swallowed or absorbed through skin. Causes moderate eye irritation. Avoid contact with skin, eyes or clothing. Wash thoroughly with soap and water after handling and before eating, drinking, chewing gum, using tobacco or using the toilet. Remove and wash contaminated clothing before reuse.

2.2 Personal Protective Equipment (PPE)

All mixers, loaders, applicators, and other handlers must wear:

- Long-sleeved shirt and long pants
- Waterproof gloves
- Shoes plus socks

2.2.1 User Safety Requirements

Follow the manufacturer's instructions for cleaning/maintaining PPE. If no such instructions for washables exist, use detergent and hot water. Keep and wash PPE separately from other laundry.

2.2.2 Engineering Controls

When handlers use closed systems or enclosed cabs in a manner that meets the requirements listed in the Worker Protection Standard (WPS) for agricultural pesticides (40 CFR 170.240(d)(4-6)), the handler PPE requirements may be reduced or modified as specified in the WPS.

2.2.3 User Safety Recommendations

Users should:

- Wash hands before eating, drinking, chewing gum, using tobacco or using the toilet.
- Remove clothing/PPE immediately if pesticide gets inside. Then wash thoroughly and put on clean clothing.
- Remove PPE immediately after handling this product. Wash the outside of gloves before removing. As soon as possible, wash thoroughly and change into clean clothing.

2.3 Environmental Hazards

DO NOT apply directly to water, or to areas where surface water is present, or to intertidal areas below the mean high water mark. **DO NOT** contaminate water when cleaning equipment or disposing of equipment washwater or rinsate. Apply this product only as directed on the label.

NON-TARGET ORGANISM ADVISORY: This product is toxic to plants and may adversely impact the forage and habitat of non-target organisms, including pollinators, in areas adjacent to the treated site. Protect the forage and habitat of non-target organisms by following label directions intended to minimize spray drift.

2.3.1 Groundwater Advisory

Dicamba and S-metolachlor are known to leach through soil into groundwater under certain conditions as a result of label use. These chemicals may leach into groundwater if used in areas where soils are permeable, particularly where the water table is shallow.

Groundwater contamination may occur in areas where soils are permeable or coarse and groundwater is near the surface. **DO NOT** apply to impervious substrates such as paved or highly compacted surfaces in areas with high potential for groundwater contamination. **DO NOT** apply to soils classified as sand with less than 3% organic matter and where groundwater depth is shallow.

2.3.2 Surface Water Advisory

DO NOT apply if soil is saturated with water or when rainfall that may exceed soil field capacity is forecasted to occur within 48 hours.

Under some conditions, dicamba has the potential for runoff several days and s-metolachlor for several months after application. Poorly draining, wet, or erodible soils with readily visible slopes toward adjacent sensitive areas are more prone to produce runoff. When used on erodible soils, best management practices for minimizing runoff should be employed. Consult your local Soil Conservation Service for recommendations in your use area.

This product may impact surface water quality due to runoff of rain water. This is especially true for poorly draining soils and soils with shallow groundwater. This product is classified as having high potential for reaching surface water via runoff for several weeks or months after application. A level, well-maintained vegetative buffer strip between areas to which this product is applied and surface water features such as ponds, streams, and springs will reduce the potential loading of dicamba and S-metolachlor from runoff water and sediment. Runoff of this product will be reduced by avoiding applications when rainfall or irrigation is expected to occur within 48 hours.

2.3.3 Mixing/Loading Instructions

Care must be taken when using this product to prevent back-siphoning into wells, spills, or improper disposal of excess pesticide, spray mixtures, or rinsates. Check-valves or anti-siphoning devices must be used on all mixing equipment.

- This product must not be mixed or loaded within 50 ft of perennial or intermittent streams and rivers, natural or impounded lakes and reservoirs, wells, including abandoned wells, drainage wells, and sink holes.
- Operations that involve mixing, loading, rinsing, or washing of this product into or from pesticide handling, or application equipment or containers within 50 ft of any well are prohibited, unless conducted on an impervious pad that meets the following specifications. Containment capacities described below must be maintained at all times.
 - The pad must be constructed to withstand the weight of the heaviest load that may be positioned on or moved across the pad.
 - The pad must be designed and maintained to contain any product spills or equipment leaks, container or equipment rinse or washwater, and rain water that may fall on the pad.
 - Surface water must not be allowed to either flow over or from the pad, which means the pad must be self-contained and sloped.
 - An unroofed pad must contain at a minimum 110% of the capacity of the largest pesticide container or application equipment on the pad.
 - A pad that is covered by a roof of sufficient size to completely exclude precipitation from contact with the pad, must have a minimum containment capacity of 100% of the capacity of the largest pesticide container or application equipment on the pad.

2.3.4 Endangered Species Requirements

Prior to making an application of this product on dicamba-tolerant cotton or dicamba-tolerant soybeans, an applicator must visit <http://www.epa.gov/espp/> to determine if there are any

additional restrictions on A21472 Plus VaporGrip Technology use within the area to be sprayed.

It is a Federal offense to use any pesticide in a manner that results in the death of an endangered species. The use of any pesticide in a manner that may kill or otherwise harm an endangered species or adversely modify their habitat is a violation of federal law. Use of this product in a manner inconsistent with its labeling may pose a hazard to endangered or threatened species. When using this product, you must follow the measures contained in the Endangered Species Protection Bulletin for the area in which you are applying the product. To obtain Bulletins, no more than six months before using this product, consult <http://www.epa.gov/espp/> or call 1-844-447-3813. You must use the Bulletin valid for the month in which you will apply the product.

2.4 Physical or Chemical Hazards

DO NOT use or allow coming in contact with oxidizing agents. Hazardous chemical reaction may occur.

DIRECTIONS FOR USE

RESTRICTED USE PESTICIDE

To be used by certified applicators only; NOT to be used by non-certified persons working under the supervision of a certified applicator, except that non-certified persons may transport containers.

It is a violation of Federal Law to use this product in a manner inconsistent with its labeling.

Sale, use and distribution of this product in Nassau and Suffolk Counties in the State of New York is prohibited.

Use A21472 Plus VaporGrip Technology only in accordance with specifications on this label, or in separately EPA-approved labeling instructions for this product.

DO NOT apply this product in a way that will contact workers or other persons, either directly or through drift. Only protected handlers may be in the area during application. For any requirements specific to your State or Tribe, consult the agency responsible for pesticide regulation.

FAILURE TO FOLLOW DIRECTIONS AND PRECAUTIONS ON THIS LABEL MAY RESULT IN CROP INJURY, POOR WEED CONTROL, AND/OR ILLEGAL RESIDUES.

AGRICULTURAL USE REQUIREMENTS

Use this product only in accordance with its labeling and with the Worker Protection Standard, 40 CFR part 170. This Standard contains requirements for the protection of agricultural workers on farms, forests, nurseries, and greenhouses, and handlers of agricultural pesticides. It contains requirements for training, decontamination, notification, and emergency assistance. It also contains specific instructions and exceptions pertaining to the statements on this label about personal protective equipment (PPE) and restricted-entry interval. The requirements in this box only apply to uses of this product that are covered by the Worker Protection Standard (WPS).

DO NOT enter or allow worker entry into treated areas during the restricted-entry interval (REI) of 24 hours.

PPE required for early entry to treated areas that is permitted under the Worker Protection Standard and that involves contact with anything that has been treated, such as plants, soil, or water, is:

- Coveralls worn over short-sleeved shirt and short pants
- Waterproof gloves
- Chemical-resistant footwear plus socks
- Chemical-resistant headgear for overhead exposure
- Protective eyewear

APPLICATION REQUIREMENTS OVERVIEW

Read and follow all applicable restrictions, precautions, and directions on the container label and booklet and at www.TaviumTankMix.com. For product questions or inquiries and/or to report any nonperformance of this product against any particular weed species, call 1-866-Syngent(a) (866-796-4368).

Product Use Requirements	Label Section
<p><u>Training Requirements Prior to Use:</u></p> <ul style="list-style-type: none"> • Only certified applicators can apply A21472 Plus VaporGrip Technology. • Prior to applying this product, applicator(s) must complete dicamba-specific training. • This product is NOT to be used by non-certified persons working under the supervision of a certified applicator, except that non-certified persons may transport containers. 	4.1
<p><u>Record Keeping Requirements:</u></p> <ul style="list-style-type: none"> • The certified applicator must keep application records specified in the Record Keeping requirements section for a period of two years. • All tank mixing partners must be recorded. • Application records must be generated as soon as practical but no later than 72 hours after application, unless state restrictions require records to be generated sooner. 	4.2
<p><u>General Application Requirements:</u></p> <ul style="list-style-type: none"> • Only apply A21472 Plus VaporGrip Technology using approved nozzles designed to produce extremely coarse to ultra-coarse droplets listed at www.TaviumTankMix.com. 	4.4-4.8

<ul style="list-style-type: none"> • DO NOT exceed a boom height of 24 inches above target pest or crop canopy when applying this product. • A21472 Plus VaporGrip Technology must be applied in a minimum of 15 gallons of spray solution per acre. • DO NOT exceed a ground speed of 15 miles per hour. • All applications of A21472 Plus VaporGrip Technology must include an approved volatility reduction agent (VRA) / buffering agent (pH modifier) listed at www.TaviumTankMix.com. An approved drift reduction agent (DRA) must also be included in the spray solution, unless otherwise indicated on www.TaviumTankMix.com. Refer to the website for a list of approved DRAs and volatility reduction agents (VRAs) / buffering agents (pH modifiers). • A21472 Plus VaporGrip Technology must only be tank-mixed with approved products listed at www.TaviumTankMix.com. DO NOT tank mix with products not included on this approved products list. • Spray system equipment cleanout: User must ensure entire sprayer system is properly cleaned before and after each application. 	
<p><u>Environmental Condition Requirements:</u></p> <ul style="list-style-type: none"> • ONLY apply A21472 Plus VaporGrip Technology when wind speed is 3 to 10 MPH. • DO NOT apply A21472 Plus VaporGrip Technology during a temperature inversion. • Only apply A21472 Plus VaporGrip Technology using a broadcast open-boom from one hour after sunrise to two hours before sunset. • When making applications in low relative humidity or high temperatures, set up equipment to deliver larger droplets to compensate for evaporation. • DO NOT apply this product if rainfall could exceed soil field capacity and result in soil runoff is expected in the next 48 hours. 	6.0
<p><u>Application Requirements for Dicamba Tolerant Cotton:</u></p> <ul style="list-style-type: none"> • A21472 Plus VaporGrip Technology may be applied preplant or preemergence at a maximum rate of 3.53 pt/A (0.5 lb ae/a dicamba) to dicamba-tolerant cotton • A21472 Plus VaporGrip Technology may be applied postemergence at a maximum rate of 3.53 pt/A (0.5 lb ae/a dicamba) in dicamba-tolerant cotton through 6-leaf or prior to July 30, whichever comes first. 	8.1
<p><u>Application Requirements for Dicamba Tolerant Soybean:</u></p> <ul style="list-style-type: none"> • A21472 Plus VaporGrip Technology may be applied preplant or preemergence at a maximum rate of 3.53 pt/A (0.5 lb ae/a dicamba) to dicamba-tolerant soybean. • A21472 Plus VaporGrip Technology may be applied postemergence at a maximum rate of 3.53 pt/A (0.5 lb ae/a dicamba) in dicamba-tolerant soybean through V4 or prior to June 30, whichever comes first. 	8.2
<p><u>Buffer Requirements:</u></p> <ul style="list-style-type: none"> • DO NOT apply if sensitive plants and/or crops are planted in adjacent downwind fields or areas when using broadcast open-boom equipment. • Sensitive crop definitions can be found in section 6.3.8. • The user must ensure there is a 240 foot downwind buffer when applying with broadcast open-boom equipment. • Prior to making an application of this product on dicamba-tolerant cotton or dicamba-tolerant soybeans, an applicator must visit http://www.epa.gov/espp/ to determine if there are any additional restrictions on A21472 Plus VaporGrip Technology use within the area to be sprayed. 	2.3 6.0

3.0 PRODUCT INFORMATION

A21472 Plus VaporGrip Technology is a foliar systemic broadleaf herbicide with residual control of grass and certain broadleaf weeds in:

- dicamba-tolerant cotton (preplant, at-planting, preemergence, postemergence (In-crop) application)
- dicamba-tolerant soybeans (preplant, at-planting, preemergence, postemergence (In-crop) application)

This product needs a minimum of ½ inch of either rainfall or irrigation following application to activate residual weed control. If rainfall or irrigation is not received within 10 days after application, residual weed control may be reduced. Under these conditions, cultivate or use other weed control measures if weeds develop.

DO NOT apply this product if rainfall could exceed soil field capacity and result in soil runoff is expected in the next 48 hours.

Rainfall or irrigation occurring within 4 hours after postemergence application may reduce effectiveness.

3.1 Weed Resistance Management Practices

DICAMBA	GROUP	4	HERBICIDE
S-METOLACHLOR	GROUP	15	HERBICIDE

For resistance management, please note that A21472 Plus VaporGrip Technology contains both a Group 4/(dicamba) and a Group 15/(S-metolachlor) herbicide. Any weed population may contain plants naturally resistant to Group 4 and/or Group 15 herbicides. The resistant individuals may dominate the weed population if these herbicides are used repeatedly in the same fields. Appropriate resistance-management strategies should be followed.

Contact your local Syngenta representative, retailer, crop advisor or extension agent for additional pesticide resistance-management and/or integrated weed-management recommendations for specific crops and weed biotypes. **DO NOT** assume that each listed weed is being controlled by multiple modes of action. Premixes are intended to broaden the spectrum of weeds that are controlled. Some weeds may be controlled by only one of the active ingredients in this product. If resistant biotypes have been reported, use the full labeled rate of this product, apply at the labeled timing, and tank-mix with an additional different mode of action product so there are multiple effective modes of application for each suspected resistant weed. To delay herbicide resistance, take one or more of the following steps:

3.1.1 Principles of Herbicide Resistant Weed Management

Adopt an integrated weed-management program for herbicide use that includes scouting and uses historical information related to herbicide use and crop rotation, and that considers tillage (or other mechanical control methods), cultural (e.g., higher crop seeding rates; precision fertilizer application method and timing to favor the crop and not the weeds), biological (weed-competitive crops or varieties) and other management practices.

Scout and know your field

- Know weed species present in the field to be treated through scouting and field history. An understanding of weed biology is useful in designing a resistance management strategy. Ensure the weed management program will control all weeds present.
- Fields should be scouted prior to application to determine species present and growth stage. Always apply this herbicide at the full labeled rate and correct timing for the weeds present in the field.

Utilize non-herbicidal practices to add diversity

- Use diversified management tactics such as cover crops, mechanical weed control, harvest weed seed control, and crop rotation as appropriate. Use tank mixtures with herbicides from a different group if such use is permitted; where information on resistance in target weed species is available, use the less resistance-prone partner at a rate that will control the target weed(s) equally as well as the more resistance-prone partner. Consult your local extension service or certified crop advisor if you are unsure as to which active ingredient is currently less prone to resistance.

Use good agronomic practices, start clean and stay clean

- Use good agronomic practices that enhance crop competitiveness.
- Plant into weed-free fields utilizing tillage or an effective burndown herbicide for control of emerged weeds.
- Sanitize farm equipment to avoid spreading seed or vegetative propagules prior to leaving fields.

Difficult to control weeds

- Fields with difficult to control weeds should be planted in rotation with crops that allow the use of herbicides with an alternative mode of action or different management practices.
- Difficult to control weeds may require sequential applications, such as a broad spectrum preemergence herbicide followed by one or more postemergence herbicide applications. Utilize herbicides containing different modes of action effective on the target weeds in sequential applications.

DO NOT overuse the technology

- **DO NOT** use more than two applications of this or any other herbicide with the same mode of action in a single growing season unless mixed with an herbicide with a

different mode of action which provides overlapping spectrum for the difficult to control weeds.

Scout and inspect fields following application

- Prevent an influx of weeds into the field by controlling weeds in field borders.
- Scout fields after application to verify that the treatment was effective.
- Indicators of possible herbicide resistance include:
 - Failure to control a weed species normally controlled by the herbicide at the dose applied, especially if control is achieved on adjacent weeds;
 - A spreading patch of non-controlled plants of a particular weed species; and
 - Surviving plants mixed with controlled individuals of the same species.

For further information or to report suspected resistance your Syngenta retailer, Syngenta representative, or call 1-866-Syngent(a) (866-796-4368).

- If resistance is suspected, prevent weed seed production in the affected area by an alternative herbicide from a different group or by a mechanical method such as hoeing or tillage. Prevent movement of resistant weed seeds to other fields by cleaning harvesting and tillage equipment when moving between fields and planting clean seed.
- If a weed pest population continues to progress after treatment with this product, discontinue use of this product, and switch to another management strategy or herbicide with a different mode of action, if available.
- **Prevent weed escapes before, during, and after harvest**
- **DO NOT** allow weed escapes to produce seed or vegetative structures such as tubers or stolons which contribute to spread and survival.
- If a weed pest population continues to progress after treatment with this product, discontinue use of this product, and switch to another management strategy or herbicide with a different mode of action, if available.
- Prevent movement of resistant weed seeds to other fields by cleaning harvesting and tillage equipment when moving between fields and planting clean seed.

4.0 APPLICATION DIRECTIONS

4.1 Training

Prior to applying this product applicator(s) must complete dicamba-specific training from one of the following sources: a) a registrant of a dicamba product approved for in-crop use with dicamba-tolerant crops, or b) a state or state-authorized provider. Once completed, dicamba-specific training is then required every other year for all applicators of this product.

4.2 Record Keeping

Record keeping is required for each application of this product. **The certified applicator must keep the following records for a period of two years;** records must be generated as soon as practical but no later than 72 hours after application, unless state restrictions require

records to be generated sooner. Records must be made available to State Pesticide Control Official(s), USDA, and EPA upon request. An example form summarizing record keeping requirements can be found on www.TaviumTankMix.com.

1. All Items required by 7 CFR Part 110 (RECORDKEEPING ON RESTRICTED USE PESTICIDES BY CERTIFIED APPLICATORS) including:
 - a. The brand or product name
 - b. The EPA registration number
 - c. The total amount applied
 - d. The month, day, and year of application
 - e. The location of the application
 - f. The crop, commodity, stored product, or site of application
 - g. The size of treated area
 - h. The name of the certified applicator
 - i. The certification number of the certified applicator
2. Training: Date and provider of required training completed and proof of completion.
3. Receipts of Purchase: Receipts or copies for the purchase of this product, and for the purchase of the required volatility reduction agent (VRA) / buffering agent (pH modifier) and drift reduction agent (DRA).
4. Product Label: A copy of this product label, and any state special local needs label that supplements this label.
5. Buffer Requirement: Record of the buffer distance and any non-sensitive areas included in buffer distance. Non-sensitive areas refers to the exclusion areas that can be counted as part of the buffer, such as paved areas.
6. Sensitive Plants and/or Crops Awareness: Record that a sensitive crop registry was consulted and survey adjacent fields documenting the crops/areas surrounding the field prior to application. Records at a minimum must include the name of the sensitive crop registry and the date it was consulted and documentation of adjacent crops/areas and the date the survey was conducted.
7. Start and Finish Times of Each Application: Record of the time at which the application started and the time when the application finished.
8. Application Timing: Record of the type of application (for example: preemergence, postemergence).
9. Air Temperature: Record of the air temperature in degrees Fahrenheit at the start and completion of each application.
10. Wind Speed and Direction: Record of the wind speed and direction (the direction from which the wind is blowing) at boom height at the start and completion of each application of this product.
11. Nozzle and Pressure: Record of the spray nozzle manufacturer/brand, type, orifice size, and operating pressure used during each application of this product.
12. **Tank Mix Products: Record of the brand names, EPA registration numbers (if available), and use rates for all products including volatility reduction agent (VRA) / buffering agent (pH modifier) and DRA that were tank mixed with this product for each application.**
13. Spray System Cleanout: At a minimum, records must include the confirmation that the

spray system was clean before using this product and that the post-application cleanout was completed in accordance with the Sprayer Cleanout Section 4.9.

4.3 Methods of Application

Applications with A21472 Plus VaporGrip Technology alone or in tank mixtures are permitted with ground equipment only. This product may be applied using broadcast or hooded broadcast applications for postemergence weed control as well as residual control of susceptible weeds. Preplant, at-planting, preemergence and postemergence (In-crop) applications are allowed. All labeled application restrictions must be adhered to when using these application methods.

4.4 Application Equipment

- Configure spray equipment to provide accurate and uniform coverage of the target area and minimize potential for spray drift.
- Only use sprayers that provide accurate and uniform application with nozzles designed to produce **extremely coarse to ultra-coarse** droplets in order to minimize drift (**Section 6.3.1**) and provide uniform coverage.
- To ensure accuracy, calibrate sprayer before each use. For information on spray equipment and calibration, consult spray equipment manufacturers and/or state recommendations.
- Avoid using screens and strainers finer than 50-mesh.
- All ground application equipment must be properly maintained.
- Equipment must be cleaned out after use following Spray System Cleanout procedures in Section 4.9.

4.5 Application Volume and Spray Coverage

- Apply alone or in tank mixtures **in a minimum of 15 gal/A of spray solution**.
- Good spray coverage of emerged weeds is essential for optimum control.
- When weed vegetation is dense, increase spray volume and pressures to ensure coverage of the target weeds.
- Spray boom and nozzle heights must be adjusted to provide coverage of target weeds but not more than 24 inches above the target.

4.6 Equipment Ground Speed

DO NOT exceed a ground speed of 15 miles per hour. Select a ground speed that will deliver the desired spray volume while maintaining the desired spray pressure, but slower speeds generally result in better spray coverage and deposition on the target area. Provided the applicator can maintain the required nozzle pressure, it is recommended that tractor speed is reduced to 5 miles per hour at field edges.

4.7 Optional Use of Drift Reduction Technology

This product may be optionally applied using a hooded/shielded broadcast sprayer or other types of drift reduction technology (DRT) for postemergence weed control as well as residual control of susceptible weeds. The applicator must use an approved nozzle within a specified pressure range as found at www.TaviumTankMix.com. Use of drift reduction technology (DRT) in combination with approved nozzles is recommended to further reduce drift potential.

4.7.1 Hooded/Shielded Broadcast Sprayer

For hooded/shielded sprayers, all application nozzles must be contained within the enclosed area. Shielding the boom or individual nozzles can reduce the effects of wind. However, it is the responsibility of the applicator to verify that the shields are preventing drift and not interfering with uniform deposition of the product. Applicators must ensure the sprayer system is off or controlled during turns to further prevent spray drift. Refer to the hooded/shielded sprayer manufacturer use specifications prior to use.

Requirements for Reduced Use Restrictions with Optional Hooded/Shielded Sprayer:

ONLY qualified hooded/shielded sprayers listed on www.TaviumTankMix.com are eligible for reduced use restrictions when applying this product. When using a qualified hooded/shielded sprayer, **the applicator must always maintain a minimum 110-foot downwind buffer** between the last treated row and the nearest downwind field edge. Consult Endangered Species Protection Bulletins for ESA counties and restrictions. While this product may be applied with other (non-qualified) hooded/shielded sprayers, no reduction in use restrictions is associated with their use.

4.7.2 Ground Application (Hooded In-Row and Directed Layby)

Using a hooded sprayer or other drift reduction technology in combination with approved nozzles may further reduce drift potential. When applying A21472 Plus VaporGrip Technology by hooded in-row or layby sprayers, determine the amount of herbicide and water volume needed using the following formula:

$$\frac{\text{band width (inches)}}{\text{row width (inches)}} * \text{broadcast rate per acre} = \text{rate per treated acre}$$

$$\frac{\text{band width (inches)}}{\text{row width (inches)}} * \text{broadcast volume per acre} = \text{spray volume per treated acre}$$

4.8 Tank Mix Partners and Compatibility Testing

It is the pesticide user's responsibility to ensure that all products are registered for the intended use. Read and follow the applicable restrictions, limitations, and directions for use on all product labels involved in tank mixing. Users must follow the most restrictive directions for use and precautionary statements of each product in the tank mixture.

- All applications of this product require the inclusion of an approved volatility reduction agent (VRA) / buffering agent (pH modifier) listed at www.TaviumTankMix.com.

- All applications of this product require the inclusion of a drift reduction agent (DRA) in the tank mix, unless otherwise indicated on www.TaviumTankMix.com.
- A21472 Plus VaporGrip Technology may only be tank-mixed with products that have been tested and found not to adversely affect the offsite movement potential of A21472 Plus VaporGrip Technology. The applicator must check the website found at www.TaviumTankMix.com no more than 7 days before applying A21472 Plus VaporGrip Technology.
- For preplant, at-planting and preemergence applications, the following additives may be used. A complete list of approved products can be found at www.TaviumTankMix.com.
 - Nonionic Surfactant (NIS) - Use NIS containing at least 80% active ingredient at 0.25% v/v (1 qt/100 gal) of the finished spray volume.
 - Crop Oil Concentrate (COC) or Methylated Seed Oil (MSO) – Use a nonphytotoxic COC or MSO containing 15–20% approved emulsifier at 0.5–1.0% v/v (2-4 qt/100 gal) of the finished spray volume.
- For postemergence applications, use of a Nonionic Surfactant (NIS) additive described above is allowed.
 - Use of a Crop Oil Concentrate (COC) or Methylated Seed Oil (MSO) for postemergence applications is not advised due to the potential for crop injury.

4.8.1 Tank-Mix Restrictions

- **DO NOT** tank mix any product with A21472 Plus VaporGrip Technology unless:
 - The intended tank-mix product is identified on the list of tested products found at www.TaviumTankMix.com;
 - The intended products are not prohibited on either this label or the label of the tank mix product; and
 - All requirements and restrictions on www.TaviumTankMix.com; are followed.
- **DO NOT** apply A21472 Plus VaporGrip Technology with ammonium sulfate (AMS) containing additives, conditioners, or fertilizers.

4.8.2 Tank-Mix Precautions

It is the pesticide user's responsibility to ensure that all products are registered for the intended use. Read and follow the applicable restrictions and limitations and directions for use on all product labels involved in tank mixing. Users must follow the most restrictive directions for use and precautionary statements of each product in the tank mixture.

4.9 Sprayer Cleanout

As part of the Restricted Use Product requirements, applicators must document that they have complied with the Sprayer Clean-out section of this label

Severe crop injury may occur if any of this product remains in the spray system equipment following an application and the equipment is subsequently used for application to sensitive crops. After using this product, clean all mixing and spray equipment (including tanks, pumps, lines, filters, screens, and nozzles) with a strong detergent based sprayer cleaner. The rinsate must be disposed in compliance with local, state, and federal guidelines.

Inadvertent contamination can also occur in equipment used for bulk product handling and mixing prior to use in the spray system. Care should be taken to reduce contamination not only in the spray system but in any equipment used to transfer or deliver product. For example, bulk handling and mixing equipment containing this product should be segregated when possible to reduce potential for cross-contamination. Consider using block and check valves to avoid backflow during transfer. Piping should be reviewed to ensure there not potential for product build-up. Dedicated nurse trucks and tender equipment should be used when possible.

To avoid subsequent injury to other crops, thoroughly clean mixing and application equipment immediately after spraying using the triple rinse procedures below:

1. **DO NOT** clean sprayer near desirable vegetation, wells or other water sources.
2. Drain and flush tank walls, boom and all hoses with clean water.
3. Prepare a cleaning solution with a detergent or a commercial sprayer cleaner or ammonia according to the product's use directions.
4. Be sure to wash all internal parts of the tank, including the inside top surface with the cleaning solution. Start agitation in the sprayer and thoroughly recirculate the cleaning solution for at least 15 minutes. All visible deposits must be removed from the spraying system.
5. Flush hoses, spray lines and nozzles for at least one minute with the cleaning solution.
6. Repeat steps 3-5 for two additional times.
7. Remove nozzles, screens and strainers, and clean separately in the cleaning solution after completing the above procedures.
8. Drain lines, filters and sump.
9. Rinse the complete spraying system with clean water.
10. Clean and wash off the outside of the entire sprayer and boom.
11. Dispose of all rinsate according to local, state and federal regulation.

5.0 REPLANT AND ROTATIONAL CROP

5.1 Rotational Crop Restrictions

The following crops may be planted at the specified interval following application of A21472 Plus VaporGrip Technology. Exclude counting days from application when the ground is frozen.

Crop	Plant-Back Interval
Dicamba-tolerant cotton Dicamba-tolerant soybeans Corn (field, pop, seed, sweet)*	0 days
Non-dicamba-tolerant soybeans	28 days following a minimum accumulation of 1 inch of rainfall or overhead irrigation
Non-dicamba-tolerant cotton	42 days following a minimum accumulation of 1 inch of rainfall or overhead irrigation
Barley Oats Rye Wheat	4 ½ months
Alfalfa Bean	6 months

Beet	
Broccoli	
Brussels sprouts	
Cabbage	
Carrot	
Cauliflower	
Celery	
Garlic	
Lentil	
Onion	
Pea	
Peanut	
Pepper	
Potato	
Pumpkin	
Radish	
Sorghum	
Sunflower	
Sugar beet	
Sweet potato	
Tomato	
Clover (seeded)	9 months
Buckwheat	
Rice	In the next spring following treatment
Tobacco	
All other crops not listed above	12 months

* User precaution for corn plantback: Application of this product to coarse-textured soils (sand, loamy sand, or sandy loam) or any soil with less than 2.5% organic matter under cool, wet conditions may result in transient crop injury.

6.0 RESTRICTIONS AND PRECAUTIONS

6.1 Use Restrictions

- **DO NOT** sell, use or distribute this product in Nassau and Suffolk Counties in the State of New York.
- **DO NOT** use in nurseries, turf, or landscape plantings.
- **DO NOT** apply this product by air.
- **DO NOT** apply this product through any type of irrigation system.
- **DO NOT** apply A21472 Plus VaporGrip Technology with ammonium sulfate (AMS) containing additives, conditioners, or fertilizers.
- **DO NOT** apply this product at ground speed greater than 15 miles per hour.
- **DO NOT** apply this product in less than 15 gallons of spray solution per acre.
- **DO NOT** exceed a boom height of 24 inches above target pest or crop canopy when applying this product.
- **DO NOT** apply this product when the wind speeds are less than 3 mph or greater than 10 mph.
- **DO NOT** apply this product until at least one hour after sunrise and no later than two hours before sunset.
- **DO NOT** apply to soils classified as sand with less than 3% organic matter and where groundwater depth is shallow.

- **DO NOT** apply under conditions which favor runoff or wind erosion of soil containing this product to nontarget areas.
- **DO NOT** graze or feed to livestock, or harvest for food, any cover crop planted following an A21472 Plus VaporGrip Technology treated crop.
- **DO NOT** apply to frozen ground.
- **DO NOT** apply to any body of water.
- **DO NOT** contaminate irrigation ditches.
- **DO NOT** apply this product if rainfall that could exceed soil field capacity and result in soil runoff is expected in the next 48 hours.
- **DO NOT** apply to powdery dry or light sand soils when conditions are favorable for wind erosion. Under these conditions, you must ensure that the soil surface is first settled by rainfall or irrigation prior to application.
- **DO NOT** apply to impervious substrates, such as paved or highly compacted surfaces.
- **DO NOT** use tailwater from the first flood or furrow irrigation of treated fields to treat nontarget crops, unless at least ½ inch of rainfall has occurred between application and the first irrigation.
- Prior to making an application of this product on dicamba-tolerant cotton or dicamba-tolerant soybeans, an applicator must visit <http://www.epa.gov/espp/> to determine if there are any additional restrictions on A21472 Plus VaporGrip Technology use within the area to be sprayed.

A21472 Plus VaporGrip Technology must only be used for the uses specified on this label and only in the following states, subject to county restriction as noted

Alabama	Nebraska
Arizona	New Jersey
Arkansas	New Mexico
Colorado	New York (excluding Nassau & Suffolk Counties)
Delaware	North Carolina
Florida (excluding Palm Beach County)	North Dakota
Georgia	Ohio
Illinois	Oklahoma
Indiana	Pennsylvania
Iowa	South Carolina
Kansas	South Dakota
Kentucky	Tennessee (excluding Wilson County)
Louisiana	Texas (excluding use on cotton in Gaines County)
Maryland	Virginia
Michigan	West Virginia
Minnesota	Wisconsin
Mississippi	
Missouri	

This product must only be used in the states listed above and is subject to area specific restrictions as required by <http://www.epa.gov/espp/> that must be consulted prior to making an application in dicamba-tolerant cotton or dicamba-tolerant soybeans.

6.2 Use Precautions

- A21472 Plus VaporGrip Technology requires actively growing green plant tissue to function fully for postemergence weed control. Application of this product to drought-stressed weeds or weeds with little green foliage (i.e., mowed, cut, or hailed on weeds); weeds covered with dust; weeds damaged by insects or diseases may result in reduced weed control.
- Drift may cause damage to nontarget vegetation.
- Avoid spray overlap, as crop injury may result.

6.3 Spray Drift Management

- **DO NOT** apply when weather conditions may cause drift to nontarget areas. Drift may result in injury to adjacent crops and vegetation.
- **DO NOT** apply when the wind speed is less than 3 mph or greater than 10 mph or during periods of temperature inversions.
- AVOIDING SPRAY DRIFT AT THE APPLICATION SITE IS THE RESPONSIBILITY OF THE APPLICATOR.
- The interaction of many equipment- and weather-related factors determines the potential for spray drift. The applicator is responsible for considering these factors when making a decision.

6.3.1 Importance of Droplet Size

- The best drift management strategy is to apply the largest droplets that provide sufficient coverage and control. Use only nozzles producing **extremely coarse to ultra-coarse** droplets listed on www.TaviumTankMix.com.
- Applying larger droplets reduces drift potential, but will not prevent drift if applications are made improperly, or under unfavorable environmental conditions.

6.3.2 Controlling Droplet Size

- **Volume** – Use high flow rate nozzles to apply the highest practical spray volume not less than 15 gallons per acre. Nozzles with higher rated flows produce larger droplets.
- **Pressure** – **DO NOT** exceed the nozzle manufacturer's specified pressures or maximum pressures as listed for specific nozzles on www.TaviumTankMix.com. For many nozzle types, lower pressure produces larger droplets. When higher flow rates are needed, use higher flow rate nozzles instead of increasing pressure. If sprayer is equipped with rate controller hardware, ensure it does not allow pressure increases that exceed the desired range.
- **Number of nozzles** – Use the minimum number of nozzles that provide uniform coverage.

6.3.3 Application Height

Use manufacturer's recommendation for boom height or 24 inches above the crop height, whichever is smaller. Excessive boom height will increase the drift potential.

6.3.4 Wind

Drift potential is lowest when wind speeds are 3 to 10 mph. **DO NOT** apply this product when the wind speed is less than 3 mph or greater than 10 mph.

6.3.5 Temperature and Humidity

When making applications in hot and dry conditions, set up equipment to produce larger droplets to compensate for evaporation (for example: increase orifice size and/or increase spray volume as directed on www.TaviumTankMix.com).

6.3.6 Temperature Inversions

- **DO NOT apply this product during a temperature inversion**, because drift potential is high.
- **ONLY** apply this product between one hour after sunrise and two hours before sunset.
- Temperature inversions are characterized by increasing temperatures with altitude, and are common on nights with limited cloud cover and light to no wind. They begin to form as the sun sets and often continue into the morning.
- Their presence can be indicated by ground fog; however, if fog is not present, inversions can also be identified by the movement of smoke from a ground source or an aircraft smoke generator. Smoke that layers and moves laterally in a concentrated cloud (under low wind conditions) indicates an inversion, while smoke that moves upward and rapidly dissipates indicates good vertical air mixing.
- The inversion will typically dissipate with increased winds (above 3 miles per hour) or at sunrise when the surface air begins to warm (generally 3°F from morning low).

6.3.7 Spray Buffers

- **DO NOT apply under circumstances where spray drift may occur to food, forage, or other plantings that might be damaged or the crops thereof may be rendered unfit for sale, use or consumption.**
- Apply A21472 Plus VaporGrip Technology only when the potential for drift to adjacent sensitive areas (e.g., residential areas, bodies of water, known habitat for threatened or endangered species, nontarget crops) is minimal (i.e., when wind is blowing away from the sensitive areas).
- When applying this product a **240 foot downwind buffer must be maintained** between the last treated row, and the closest downwind edge (in the direction in which the wind is blowing).
- To maintain this required buffer zone, no application swath can be initiated in, or into an area that is within the applicable buffer distance.

- The following areas may be included in the buffer distance calculation when adjacent to field edges:
 - Roads, paved or gravel surfaces, mowed grass areas, and areas of bare ground from recent plowing or grading that are contiguous to the treated field.
 - Planted agricultural fields containing: corn, dicamba-tolerant cotton, dicamba-tolerant soybeans, sorghum, proso millet, small grains and sugarcane and other crops approved for postemergence dicamba use. If the applicator intends to include such crops as dicamba-tolerant cotton and/or dicamba-tolerant soybeans in the buffer distance calculation, the applicator must confirm the crops are in fact dicamba-tolerant and not conventional cotton and/or soybeans.
 - Agricultural fields that have been prepared for planting.
 - Areas covered by the footprint of a building, silo, or other man-made structure with walls and/or roof.
- Applicators are required to ensure that they are aware of the proximity to sensitive areas, to avoid potential adverse effects from off-target movement of A21472 Plus VaporGrip Technology.

6.3.8 Sensitive Crops

To protect sensitive crops including cover crops, the following restrictions must be followed.

- The applicator must survey the application site for adjacent nontarget sensitive crops. The applicator must also consult applicable sensitive crop registries to identify any commercial specialty or certified organic crops that may be located near the application site. At a minimum, records must include the name of the sensitive crop registry and the date it was consulted and documentation of adjacent crops/areas and the date the survey was conducted.

DO NOT APPLY this product when the wind is blowing toward adjacent non-dicamba-tolerant sensitive crops and/or plants. **Sensitive Crops may be severely injured or killed if they are contacted by this product.**

The applicator must be aware that wind direction may vary during the application. If wind direction shifts such that the wind is blowing toward adjacent sensitive crops, the applicator must STOP the application.

Crops known to be sensitive include but are not limited to:

- non-dicamba-tolerant soybeans
- non-dicamba-tolerant cotton
- EPA Crop Group 6 (peas and beans)
- EPA Crop Group 8 (fruiting vegetables including peppers and tomatoes)
- EPA Crop Group 9 (cucurbit group including cucumbers and melons)
- flowers
- fruit trees
- grapes
- ornamental plantings including broadleaf ornamentals grown in greenhouses and

- shadehouses
- other broadleaf plants
- peanuts
- potatoes
- sweet potatoes
- sunflower
- tobacco

7.0 WEEDS CONTROLLED BY A21472 PLUS VAPORGRIP TECHNOLOGY

7.1 Weeds Controlled by A21472 Plus VaporGrip Technology Applied Prior to Weed Emergence

Common Name	Scientific Name
Amaranth, Palmer	<i>Amaranthus palmeri</i>
Amaranth, Powell	<i>Amaranthus powellii</i>
Barnyardgrass	<i>Echinochloa crus-galli</i>
Crabgrass, large	<i>Digitaria ischaemum</i>
Crabgrass, smooth	<i>Digitaria sanguinalis</i>
Crowfootgrass	<i>Dactyloctenium aegyptium</i>
Foxtail, giant	<i>Setaria faberi</i>
Foxtail, green	<i>Setaria viridis</i>
Foxtail, yellow	<i>Setaria pumila</i>
Goosegrass	<i>Eleusine indica</i>
Nightshade, Eastern black	<i>Solanum ptychanthum</i>
Panicum, fall	<i>Panicum dichotomiflorum</i>
Pigweed, prostrate	<i>Amaranthus blitoides</i>
Pigweed, redroot	<i>Amaranthus retroflexus</i>
Pigweed, smooth	<i>Amaranthus hybridus</i>
Pigweed, tumble	<i>Amaranthus albus</i>
Pusley, Florida	<i>Richardia scabra</i>
Signalgrass, broadleaf	<i>Urochloa platyphylla</i>
Waterhemp, common	<i>Amaranthus rudis</i>
Waterhemp, tall	<i>Amaranthus tuberculatus</i>

Common Name	Scientific Name
Witchgrass	<i>Panicum capillare</i>

7.2 Weeds Controlled by A21472 Plus VaporGrip Technology Applied Postemergence to Weeds

Common Name	Scientific Name
Amaranth, Palmer	<i>Amaranthus palmeri</i>
Amaranth, Powell	<i>Amaranthus powellii</i>
Amaranth, spiny	<i>Amaranthus spinosus</i>
Beggarweed, Florida	<i>Desmodium tortuosum</i>
Buckwheat, wild	<i>Polygonum convolvulus</i>
Buffalobur	<i>Solanum rostratum</i>
Burcucumber	<i>Sicyos angulatus</i>
Buttercup	<i>Ranunculus</i> spp.
Carpetweed	<i>Mullugo verticillata</i>
Chickweed, common	<i>Stellaria media</i>
Cocklebur, common	<i>Xanthium strumarium</i>
Copperleaf, hophornbeam	<i>Acalypha ostryifolia</i>
Croton, tropic	<i>Croton glandulosus</i>
Cutleaf eveningprimrose	<i>Oenothera laciniata</i>
Falseflax, smallseed	<i>Camelina microcarpa</i>
Fleabane, annual	<i>Erigeron annus</i>
Goosefoot, nettleleaf	<i>Chenopodium murale</i>
Henbit	<i>Lamium amplexicaule</i>
Horseweed/Marestail	<i>Conyza canadensis</i>
Jimsonweed	<i>Datura stramonium</i>
Knotweed, prostate	<i>Polygonum aviculare</i>
Kochia	<i>Kochia scoparia</i>
Lambsquarters, common	<i>Chenopodium album</i>
Lettuce, prickly	<i>Lactuca serriola</i>
Mayweed	<i>Anthemis cotula</i>

Common Name	Scientific Name
Morningglory, ivyleaf	<i>Ipomoea hederacea</i> .
Morningglory, tall	<i>Ipomoea purpurea</i>
Mustard, black	<i>Brassica nigra</i>
Mustard, blue	<i>Chorispora tenella</i>
Mustard, tansy	<i>Descurainia pinnata</i>
Mustard, tumble	<i>Sisymbrium altissimum</i>
Mustard, wild	<i>Brassica kaber</i>
Nightshade, black	<i>Solanum nigrum</i>
Nightshade, cutleaf	<i>Solanum triflorum</i>
Pennycress, field	<i>Thlaspi arvense</i>
Pepperweed, Virginia	<i>Lepidium virginicum</i>
Pigweed, prostrate	<i>Amaranthus, blitoides</i>
Pigweed, redroot	<i>Amaranthus retroflexus</i>
Pigweed, smooth	<i>Amaranthus hybridus</i>
Pigweed, tumble	<i>Amaranthus, albus</i>
Prickly sida (Teaweed)	<i>Sida spinosa</i>
Puncturevine	<i>Tribulus terrestris</i>
Purslane, common	<i>Portulaca oleracea</i>
Pusley, Florida	<i>Richardia scabra</i>
Ragweed, common	<i>Ambrosia artemisiifolia</i>
Ragweed, giant	<i>Ambrosia trifida</i>
Rocket, London	<i>Sisymbrium irio</i>
Sesbania, hemp	<i>Sesbania exaltata</i>
Shepherd's purse	<i>Capsella bursa-pastoris</i>
Sicklepod	<i>Senna obtusifolia</i>
Smartweed (lady's thumb)	<i>Polygonum persicaria</i>
Smartweed, Pennsylvania	<i>Polygonum pensylvanicum</i>
Sowthistle, annual	<i>Sonchus oleraceus</i>
Spanish needles	<i>Bidens bipinnata</i>

Common Name	Scientific Name
Spurge, prostrate	<i>Euphorbia humistrata</i>
Spurge, leafy	<i>Euphorbia esula</i>
Spurry, corn	<i>Spergula arvensis.</i>
Sunflower, common	<i>Helianthus annuus</i>
Thistle, Canada	<i>Cirsium arvense</i>
Thistle, Russian	<i>Salsola iberica</i>
Velvetleaf	<i>Abutilon theophrasti</i>
Waterhemp, common	<i>Amaranthus rudis</i>
Waterhemp, tall	<i>Amaranthus tuberculatus</i>

8.0 CROP USE DIRECTIONS

8.1 Dicamba-Tolerant Cotton

8.1.1 Preplant, At-Planting, Preemergence or Postemergence (In-Crop) Application

Crop			
Dicamba-tolerant cotton			
Target Weeds	Rate (pt/A)	Application Timing	Use Directions
Weeds listed in Section 7.1 & 7.2	3.53	<p>Burndown/Preplant Application:</p> <p>Apply prior to planting crop.</p> <p>At-Planting and Preemergence Application</p> <p>Apply during planting or after planting but before crop emergence.</p>	<p>Use only in: AR, KS, LA, MS, NM, OK, TN (excluding Wilson County), TX (excluding Gaines County) and the Boot Heel of MO.</p> <p>For emerged broadleaf weeds apply as a broadcast spray to small weeds that are less than 4 inches in height.</p>
		<p>Postemergence (In-crop) Application</p> <p>In-crop applications can be made over-the-top of dicamba-tolerant cotton through 6-leaf cotton or July 30, whichever comes first.</p>	<p>Use only in: AL, AR, AZ, FL (excluding Palm Beach County), GA, KS, LA, MO, MS, NC, NM, OK, SC, TN (excluding Wilson County), TX (excluding Gaines County), VA.</p> <p>Apply as a postemergence broadcast spray to small broadleaf weeds that are less than 4 inches in height.</p> <p>If at least ½ inch of rainfall does not occur within 10 days after application, cultivate shallowly.</p> <p>Crop canopy interference can reduce spray coverage on target weeds and soil, and hinder weed control. Use higher spray volumes (greater than 15 gallons per acre) under these conditions.</p> <p>For grass weed control, apply before grass weeds emerge or after clean cultivation.</p>
<p>Precautions:</p> <ul style="list-style-type: none"> For preplant application, to the extent possible, avoid moving treated soil out of the row or move 			

untreated soil to the surface during planting, or weed control will be diminished.

- If heavy rainfall occurs soon after application, crop injury may occur. Injury will be more severe in poorly drained areas where water stands for several hours or days, or where the seeding slit has not been properly closed.

USE RESTRICTIONS

- 1) Refer to **Section 6.1** for additional product use restrictions.
- 2) **Maximum Single Application Rate:** 3.53 pt/A (equivalent to 0.5 lb dicamba ae/A and 1.0 lb S-metolachlor/A)
- 3) **Maximum Annual Rate:** 7.06 pt/A/year
 - a. **DO NOT** exceed 1.9 lb ai/A/year of S-metolachlor-containing products on coarse-textured soils.
 - b. **DO NOT** exceed 2.48 lb ai/A/year of S-metolachlor-containing products on medium- or fine-textured soils.
 - c. **DO NOT** exceed 2.0 lb ae/A/year of dicamba-containing products.
- 4) **DO NOT** apply less than 3.53 pt of this product/A (equivalent to 0.5 lb dicamba ae/A and 1.0 lb S-metolachlor/A).
- 5) **DO NOT** make more than one preplant or at-planting or preemergence application, and/or one postemergence (In-crop) application on medium-or fine-textured soils.
- 6) **DO NOT** make more than one application on coarse-textured soils.
- 7) **DO NOT** use on sand or loamy sand soils.
- 8) **DO NOT** use on Taloka silt loam.
- 9) **DO NOT** use where water is likely to "pond" over the bed.
- 10) **DO NOT** apply to non-dicamba-tolerant cotton.
- 11) **DO NOT** incorporate A21472 Plus VaporGrip Technology if applied prior to planting, or crop injury may result.
- 12) **DO NOT** use in Gaines County, TX; Wilson County, TN; or Palm Beach County, FL.
- 13) **DO NOT** graze or feed treated forage or fodder to livestock.
- 14) **Pre-harvest Interval (PHI):** 100 days

8.2 Dicamba-Tolerant Soybean

8.2.1 Preplant, At-Planting, Preemergence or Postemergence (In-Crop) Application

Crop			
Dicamba-tolerant soybeans			
Target Weed	Rate (pt/A)	Application Timing	Use Directions
Weeds listed in Section 7.1 & 7.2	3.53	<p>Preplant Application:</p> <p>Apply prior to planting crop.</p>	<p>For use only in States specified in Section 6.1. This product must not be used in a county that has been explicitly prohibited on this label.</p>
		<p>At-Planting and Preemergence Application:</p> <p>Apply during planting or after planting but before crop emergence.</p>	<p>For emerged broadleaf weeds, apply as a broadcast spray to small weeds that are less than 4 inches in height.</p>
		<p>Postemergence (In-crop) Application</p> <p>In-crop applications can be made over-the-top of dicamba-tolerant soybeans through V4 soybeans or June 30, whichever comes first.</p>	<p>For Postemergence Applications:</p> <p>For emerged broadleaf weeds, apply as a broadcast spray to small weeds that are less than 4 inches in height.</p> <p>For grass weed control, apply before grass weeds emerge.</p> <p>Dicamba-tolerant soybeans may exhibit leaf drooping following postemergence application. This response is transient and the soybeans will fully recover.</p>
<p>Precautions:</p> <ul style="list-style-type: none"> For preplant application, to the extent possible, avoid moving treated soil out of the row or move untreated soil to the surface during planting, or weed control will be diminished. 			
USE RESTRICTIONS			
<ol style="list-style-type: none"> Refer to Section 6.1 for additional product use restrictions. Maximum Single Application Rate: 3.53 pt/A (equivalent to 0.5 lb dicamba ae/A and 1.0 lb S-metolachlor/A) Maximum Annual Rate: 7.06 pt/A/year <ol style="list-style-type: none"> DO NOT exceed 3.71 lb ai/A/year of S-metolachlor-containing products. DO NOT exceed 2.0 lb ae/A/year of dicamba-containing products. DO NOT apply less than 3.53 pt of this product/A (equivalent to 0.5 lb dicamba ae/A and 1.0 lb S-metolachlor/A). 			

- 5) **DO NOT** make more than one preplant or at-planting or preemergence application, and/or one postemergence (In-crop) application.
- 6) Only make applications to soybeans that contain the dicamba-tolerant trait.
- 7) **DO NOT** feed treated forage or hay to livestock for 30 days following a preplant, at-planting, or preemergence application.
- 8) **DO NOT** graze or feed treated forage or hay to livestock following a postemergence application.
- 9) **Pre-harvest Interval (PHI):** 75 days

9.0 STORAGE AND DISPOSAL

STORAGE AND DISPOSAL

DO NOT contaminate water, food, or feed by storage or disposal.

Pesticide Storage

Keep container closed to prevent spills and contamination.

Pesticide Disposal

Pesticide wastes are toxic. Improper disposal of excess pesticide, spray mixture or rinsate is a violation of Federal Law. If these wastes cannot be disposed of by use according to label instructions, contact your State Pesticide or Environmental Control Agency, or the Hazardous Waste Representative at the nearest EPA Regional Office for guidance.

Container Handling (less than or equal to 5 gallons)

Non-refillable container. DO NOT reuse or refill this container. Triple rinse container (or equivalent) promptly after emptying. Triple rinse as follows: Empty the remaining contents into application equipment or a mix tank and drain for 10 seconds after the flow begins to drip. Fill the container $\frac{1}{4}$ full with water and recap. Shake for 10 seconds. Pour rinsate into application equipment or a mix tank or store rinsate for later use or disposal. Drain for 10 seconds after the flow begins to drip. Repeat this procedure two more times. Then offer for recycling if available or puncture and dispose of in a sanitary landfill, or by incineration, or by other procedures approved by state and local authorities.

Container Handling (greater than 5 gallons)

Refillable container. Refill this container with pesticide only. **DO NOT** reuse this container for any other purpose. Cleaning the container before final disposal is the responsibility of the person disposing of the container. Cleaning before refilling is the responsibility of the person refilling. To clean container before final disposal, empty the remaining contents from this container into application equipment or mix tank. Fill the container about 10 percent full with water. Agitate vigorously or recirculate water with the pump for 2 minutes. Pour or pump rinsate into application equipment or rinsate collection system. Repeat this rinsing procedure two more times. Then offer for recycling if available or puncture and dispose of in a sanitary landfill, or by incineration, or by other procedures approved by state and local authorities.

Container Handling (greater than 5 gallons)

Non-refillable container. DO NOT reuse or refill this container. Triple rinse container (or equivalent) promptly after emptying. Triple rinse as follows: Empty the remaining contents into application equipment or a mix tank. Fill the container $\frac{1}{4}$ full with water. Replace and tighten closures. Tip container on its side and roll it back and forth, ensuring at least one complete revolution, for 30 seconds. Stand the container on its end and tip it back and forth several times. Turn the container over onto its other end and tip it back and forth several times. Empty the rinsate into application equipment or a mix tank or store rinsate for later use or disposal. Repeat this procedure two more times. Then offer for recycling if available or puncture and dispose of in a sanitary landfill, or by incineration, or by other procedures approved by state and local authorities.

CONTAINER IS NOT SAFE FOR FOOD, FEED, OR DRINKING WATER.

10.0 CONDITIONS OF SALE AND LIMITATION OF WARRANTY AND LIABILITY

NOTICE: Read the entire Directions for Use and Conditions of Sale and Limitation of Warranty and Liability before buying or using this product. If the terms are not acceptable, return the product at once, unopened, and the purchase price will be refunded.

The Directions for Use of this product must be followed carefully. It is impossible to eliminate all risks inherently associated with the use of this product. Crop injury, ineffectiveness or other unintended consequences may result because of such factors as manner of use or application, weather or crop conditions, presence of other materials or other influencing factors in the use of the product, which are beyond the control of SYNGENTA CROP PROTECTION, LLC or Seller. To the extent permitted by applicable law, Buyer and User agree to hold Syngenta and Seller harmless for any claims relating to such factors.

SYNGENTA warrants that this product conforms to the chemical description on the label and is reasonably fit for the purposes stated in the Directions for Use, subject to the inherent risks referred to above, when used in accordance with directions under normal use conditions. To the extent permitted by applicable law: (1) this warranty does not extend to the use of this product contrary to label instructions, or under conditions not reasonably foreseeable to or beyond the control of Seller or SYNGENTA, and (2) Buyer and User assume the risk of any such use. **TO THE EXTENT PERMITTED BY APPLICABLE LAW, SYNGENTA MAKES NO WARRANTIES OF MERCHANTABILITY OR OF FITNESS FOR A PARTICULAR PURPOSE NOR ANY OTHER EXPRESS OR IMPLIED WARRANTY EXCEPT AS WARRANTED BY THIS LABEL.**

To the extent permitted by applicable law, in no event shall SYNGENTA be liable for any incidental, consequential or special damages resulting from the use or handling of this product. **TO THE EXTENT PERMITTED BY APPLICABLE LAW, THE EXCLUSIVE REMEDY OF THE USER OR BUYER, AND THE EXCLUSIVE LIABILITY OF SYNGENTA**

AND SELLER FOR ANY AND ALL CLAIMS, LOSSES, INJURIES OR DAMAGES (INCLUDING CLAIMS BASED ON BREACH OF WARRANTY, CONTRACT, NEGLIGENCE, TORT, STRICT LIABILITY OR OTHERWISE) RESULTING FROM THE USE OR HANDLING OF THIS PRODUCT, SHALL BE THE RETURN OF THE PURCHASE PRICE OF THE PRODUCT OR, AT THE ELECTION OF SYNGENTA OR SELLER, THE REPLACEMENT OF THE PRODUCT.

SYNGENTA and Seller offer this product, and Buyer and User accept it, subject to the foregoing Conditions of Sale and Limitation of Warranty and Liability, which may not be modified except by written agreement signed by a duly authorized representative of SYNGENTA.

11.0 APPENDIX [Optional Text]

11.1 A21472 Plus VaporGrip Technology Use Summary Table [Optional Text]

[Start of Optional Text]

IMPORTANT: The table below is a summary of the Crop Use Directions for A21472 Plus VaporGrip Technology. However, it is important for the user to read and follow the complete instructions contained within this label.

Crop or Crop Group or Subgroup with examples	Maximum A21472 Plus VaporGrip Technology Rate per Application (pt/A)	Minimum Application Interval (days)	Pre-Harvest Interval (PHI days)	Maximum A21472 Plus VaporGrip Technology Rate per Year (fl oz/A)
Dicamba-Tolerant Cotton	3.53 ¹	NA	100	7.06 ²
Dicamba-Tolerant Soybeans	3.53 ¹	NA	75	7.06 ²

¹ 3.53 pt/A is equivalent to 0.5 lb dicamba ae/A and 1.0 lb S-metolachlor/A

² 7.06 pt/A is equivalent to 1 lb dicamba ae/A and 2.0 lb S-metolachlor/A

[End of Optional Text]

Tavium®, the ALLIANCE FRAME, the SYNGENTA Logo, and the PURPOSE ICON are Trademarks of a Syngenta Group Company

Plus VaporGrip® Technology is a trademark of Bayer CropScience LLC.

For non-emergency (e.g., current product information), call
Syngenta Crop Protection at 1-800-334-9481.

Manufactured for:
Syngenta Crop Protection, LLC
P.O. Box 18300
Greensboro, North Carolina, 27419-8300

A21472 Plus VaporGrip Technology 1623 MAS 0419 AMEND-H AUG2020-CL - di - 10/27/2020
000100-01623.20200812H.A21472_PLUS_VAPORGRIP_TECHNOLOGY.AMEND.AUG2020-CL